

Product Datasheet

TCP1-beta Antibody (PK/8/4/4i/2f) NB110-11450

Unit Size: 0.05 mg

Store at 4C short term. Aliquot and store at -20C long term. Avoid freeze-thaw cycles.

www.novusbio.com



technical@novusbio.com

Protocols, Publications, Related Products, Reviews, Research Tools and Images at:
www.novusbio.com/NB110-11450

Updated 12/11/2019 v.20.1

Earn rewards for product
reviews and publications.

Submit a publication at www.novusbio.com/publications

Submit a review at www.novusbio.com/reviews/destination/NB110-11450



NB110-11450

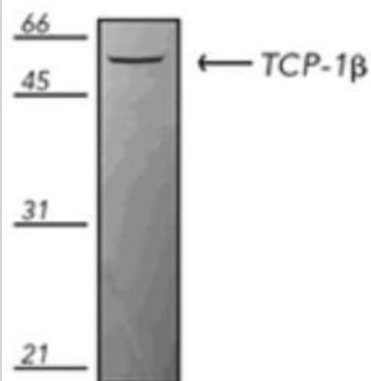
TCP1-beta Antibody (PK/8/4/4i/2f)

Product Information	
Unit Size	0.05 mg
Concentration	0.34 mg/ml
Storage	Store at 4C short term. Aliquot and store at -20C long term. Avoid freeze-thaw cycles.
Clonality	Monoclonal
Clone	PK/8/4/4i/2f
Preservative	No Preservative
Isotype	IgG2b
Purity	Protein A or G purified
Buffer	PBS (pH 7.2), 10mM Sodium Phosphate , 50mM NaCl and 0.1mM PMSF
Product Description	
Host	Rat
Gene ID	10576
Gene Symbol	CCT2
Species	Human, Mouse, Rat, Porcine, Bovine, Canine, Chicken, Hamster, Monkey, Rabbit, Sheep
Specificity/Sensitivity	This does not react with human Hsp60 nor with E. coli GroEL proteins.
Immunogen	TCP1 beta peptide conjugated to purified tuberculin protein derivative (PPD) (Mouse).
Product Application Details	
Applications	Western Blot, Immunohistochemistry, Immunohistochemistry-Paraffin
Recommended Dilutions	Western Blot 1:100-1:2000, Immunohistochemistry 10 ug/ml, Immunohistochemistry-Paraffin 10 ug/ml
Application Notes	WB: Use at a concentration of 1 ug/ml. Detects a band of approximately 55 kDa (predicted molecular weight: 59 kDa).

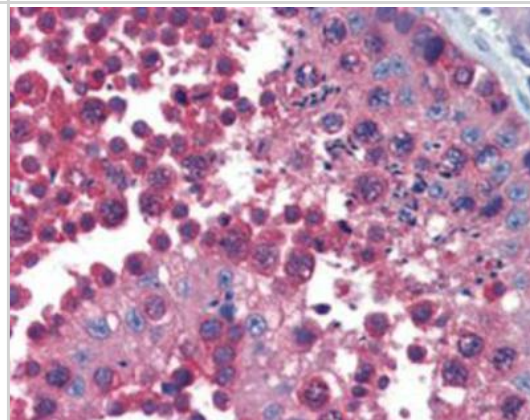


Images

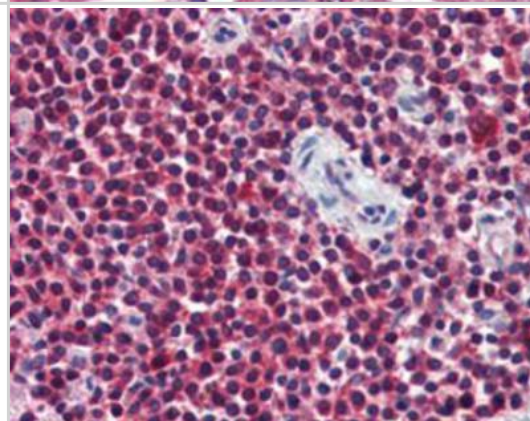
Western Blot: TCP1-beta Antibody (PK/8/4/4i/2f) [NB110-11450] - Analysis of human Jurkat cell lysate probed with TCP-1B mAb (PK/8/4/4i/2f).



Immunohistochemistry: TCP1-beta Antibody (PK/8/4/4i/2f) [NB110-11450] - Human testis tissue stained with TCP-1 B mAb (PK/8/4/4i/2f) at 10ug/ml.



Immunohistochemistry: TCP1-beta Antibody (PK/8/4/4i/2f) [NB110-11450] - Human spleen tissue stained with TCP-1 B, mAb (PK/8/4/4i/2f) at 10ug/ml.





Novus Biologicals USA

10730 E. Briarwood Avenue
Centennial, CO 80112
USA

Phone: 303.730.1950
Toll Free: 1.888.506.6887
Fax: 303.730.1966
novus@novusbio.com

Novus Biologicals Canada

461 North Service Road West, Unit B37
Oakville, ON L6M 2V5
Canada

Phone: 905.827.6400
Toll Free: 855.668.8722
Fax: 905.827.6402
canada@novusbio.com

Novus Biologicals Europe

19 Barton Lane
Abingdon Science Park
Abingdon, OX14 3NB, United Kingdom

Phone: (44) (0) 1235 529449
Free Phone: 0800 37 34 15
Fax: (44) (0) 1235 533420
info@bio-techne.com

General Contact Information

www.novusbio.com
Technical Support: technical@novusbio.com
Orders: orders@novusbio.com
General: novus@novusbio.com

Limitations

This product is for research use only and is not approved for use in humans or in clinical diagnosis. Primary Antibodies are guaranteed for 1 year from date of receipt.

For more information on our 100% guarantee, please visit www.novusbio.com/guarantee

Earn gift cards/discounts by submitting a review: www.novusbio.com/reviews/submit/NB110-11450

Earn gift cards/discounts by submitting a publication using this product:
www.novusbio.com/publications

