

Product Datasheet

XRCC3 Antibody NB100-92127

Unit Size: 0.1 ml

Store at 4C short term. Aliquot and store at -20C long term. Avoid freeze-thaw cycles.

www.novusbio.com



technical@novusbio.com

Protocols, Publications, Related Products, Reviews, Research Tools and Images at:
www.novusbio.com/NB100-92127

Updated 10/3/2017 v.20.1

Earn rewards for product
reviews and publications.

Submit a publication at www.novusbio.com/publications

Submit a review at www.novusbio.com/reviews/destination/NB100-92127



NB100-92127

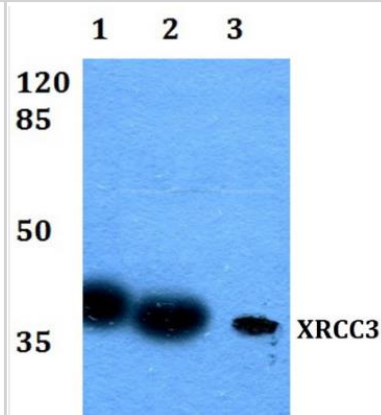
XRCC3 Antibody

| Product Information | |
|------------------------------------|---|
| Unit Size | 0.1 ml |
| Concentration | 1.0 mg/ml |
| Storage | Store at 4C short term. Aliquot and store at -20C long term. Avoid freeze-thaw cycles. |
| Clonality | Polyclonal |
| Preservative | 0.05% Sodium Azide |
| Purity | Immunogen affinity purified |
| Buffer | PBS (pH 7.2) |
| Target Molecular Weight | 38 kDa |
| Product Description | |
| Host | Rabbit |
| Gene ID | 7517 |
| Gene Symbol | XRCC3 |
| Species | Human, Mouse, Rat |
| Immunogen | Synthetic peptide, corresponding to amino acids 41-90 of Human XRCC3. |
| Product Application Details | |
| Applications | Western Blot, Immunohistochemistry, Immunohistochemistry-Paraffin |
| Recommended Dilutions | Western Blot 1:500-1:1000, Immunohistochemistry 1:50-1:200, Immunohistochemistry-Paraffin 1:50-1:200 |
| Application Notes | Western blot (WB) analysis of XRCC3 (Q67) pAb in extracts from 293 cells treated with serum 10% 15' Immunohistochemistry (IHC) analyzes of XRCC3 (Q67) pAb in paraffin-embedded human brain tissue. |

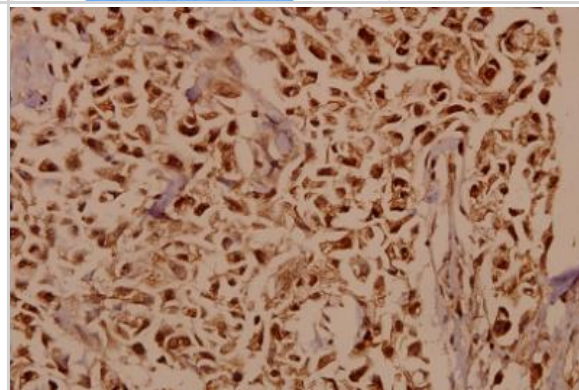


Images


Western Blot: XRCC3 Antibody [NB100-92127] - Analysis of XRCC3 (Q67) pAb at 1:500 dilution Lane1:HEK293T whole cell lysate
Lane2:Raw264.7 whole cell lysate Lane3:H9C2 whole cell lysate



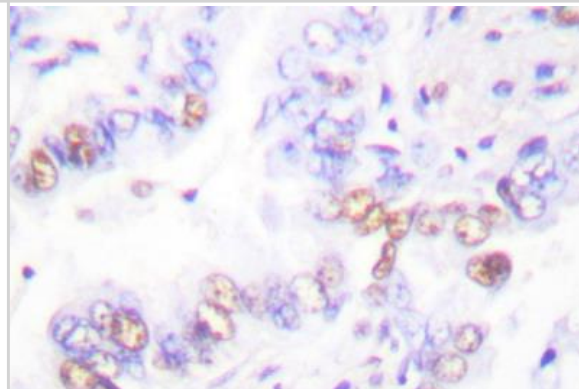
Immunohistochemistry-Paraffin: XRCC3 Antibody [NB100-92127] - Analyzes of XRCC3 (Q67) pAb in paraffin-embedded human breast carcinoma tissue at 1:50.



Western Blot: XRCC3 Antibody [NB100-92127] - Analysis of XRCC3 (Q67) antibody in extracts from 293 cells treated with serum 10% 15'.



Immunohistochemistry-Paraffin: XRCC3 Antibody [NB100-92127] - Paraffin-embedded human brain tissue.





Novus Biologicals USA

10730 E. Briarwood Avenue
Centennial, CO 80112
USA

Phone: 303.730.1950
Toll Free: 1.888.506.6887
Fax: 303.730.1966
novus@novusbio.com

Novus Biologicals Canada

461 North Service Road West, Unit B37
Oakville, ON L6M 2V5
Canada

Phone: 905.827.6400
Toll Free: 855.668.8722
Fax: 905.827.6402
canada@novusbio.com

Novus Biologicals Europe

19 Barton Lane
Abingdon Science Park
Abingdon, OX14 3NB, United Kingdom

Phone: (44) (0) 1235 529449
Free Phone: 0800 37 34 15
Fax: (44) (0) 1235 533420
info@bio-techne.com

General Contact Information

www.novusbio.com
Technical Support: technical@novusbio.com
Orders: orders@novusbio.com
General: novus@novusbio.com

Limitations

This product is for research use only and is not approved for use in humans or in clinical diagnosis. Primary Antibodies are guaranteed for 1 year from date of receipt.

For more information on our 100% guarantee, please visit www.novusbio.com/guarantee

Earn gift cards/discounts by submitting a review: www.novusbio.com/reviews/submit/NB100-92127

Earn gift cards/discounts by submitting a publication using this product:
www.novusbio.com/publications

