

# Product Datasheet

## RelA/NFkB p65 Antibody NB100-91895

Unit Size: 0.1 ml

Store at 4C short term. Aliquot and store at -20C long term. Avoid freeze-thaw cycles.

[www.novusbio.com](http://www.novusbio.com)



[technical@novusbio.com](mailto:technical@novusbio.com)

Protocols, Publications, Related Products, Reviews, Research Tools and Images at:  
[www.novusbio.com/NB100-91895](http://www.novusbio.com/NB100-91895)

Updated 5/28/2019 v.20.1

Earn rewards for product  
reviews and publications.

Submit a publication at [www.novusbio.com/publications](http://www.novusbio.com/publications)

Submit a review at [www.novusbio.com/reviews/destination/NB100-91895](http://www.novusbio.com/reviews/destination/NB100-91895)



**NB100-91895**

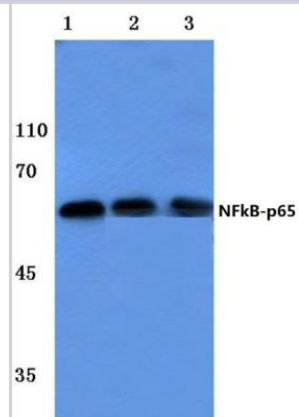
RelA/NFkB p65 Antibody

<b>Product Information</b>	
<b>Unit Size</b>	0.1 ml
<b>Concentration</b>	1.0 mg/ml
<b>Storage</b>	Store at 4C short term. Aliquot and store at -20C long term. Avoid freeze-thaw cycles.
<b>Clonality</b>	Polyclonal
<b>Preservative</b>	0.05% Sodium Azide
<b>Purity</b>	Immunogen affinity purified
<b>Buffer</b>	PBS (pH 7.2)
<b>Target Molecular Weight</b>	60 kDa
<b>Product Description</b>	
<b>Host</b>	Rabbit
<b>Gene ID</b>	5970
<b>Gene Symbol</b>	RELA
<b>Species</b>	Human, Mouse, Rat
<b>Immunogen</b>	Synthetic peptide, corresponding to amino acids 500-550 of Human NFkB-p65.
<b>Product Application Details</b>	
<b>Applications</b>	Western Blot, Immunohistochemistry, Immunohistochemistry-Paraffin
<b>Recommended Dilutions</b>	Western Blot 1:500-1:1000, Immunohistochemistry 1:50-1:200, Immunohistochemistry-Paraffin 1:50-1:200
<b>Application Notes</b>	Western blot (WB) analysis of NFkB-p65 (L523) pAb in extracts from COS7 treated with Insulin 0.01U/ml 15'. Immunohistochemistry (IHC) analyzes of NFkB-p65 (L523) pAb in paraffin-embedded human breast carcinoma tissue.

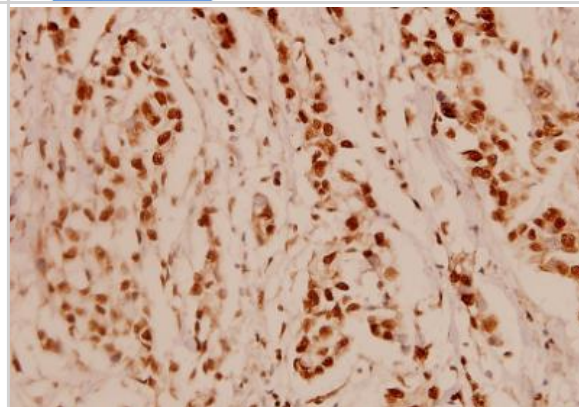


**Images**

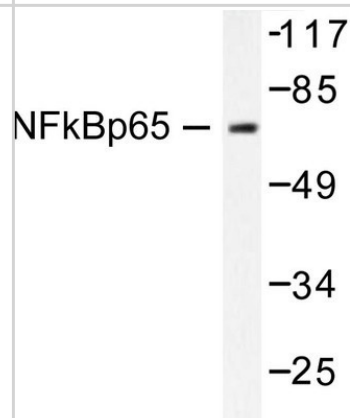
Western Blot: RelA/NFkB p65 Antibody [NB100-91895] - Analysis of NFkB-p65 (L523) pAb at 1:500 dilution Lane1:DLD cell lysate Lane2:Mouse heart tissue lysate Lane3:Rat brain tissue lysate.



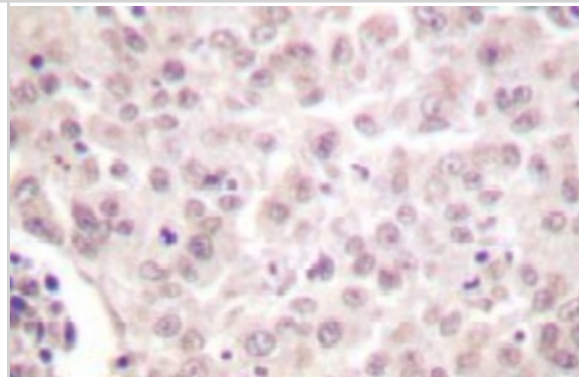
Immunohistochemistry-Paraffin: RelA/NFkB p65 Antibody [NB100-91895] - Paraffin-embedded human breast carcinoma tissue at 1:100.



Western Blot: NFkB p65 Antibody [NB100-91895] - p65 (L523) pAb in extracts from COS7 treated with Insulin 0.01U/ml 15'.



Immunohistochemistry-Paraffin: NFkB p65 Antibody [NB100-91895] - Human breast carcinoma tissue





### **Novus Biologicals USA**

10730 E. Briarwood Avenue  
Centennial, CO 80112  
USA

Phone: 303.730.1950  
Toll Free: 1.888.506.6887  
Fax: 303.730.1966  
novus@novusbio.com

### **Novus Biologicals Canada**

461 North Service Road West, Unit B37  
Oakville, ON L6M 2V5  
Canada

Phone: 905.827.6400  
Toll Free: 855.668.8722  
Fax: 905.827.6402  
canada@novusbio.com

### **Novus Biologicals Europe**

19 Barton Lane  
Abingdon Science Park  
Abingdon, OX14 3NB, United Kingdom

Phone: (44) (0) 1235 529449  
Free Phone: 0800 37 34 15  
Fax: (44) (0) 1235 533420  
info@bio-techne.com

### **General Contact Information**

www.novusbio.com  
Technical Support: technical@novusbio.com  
Orders: orders@novusbio.com  
General: novus@novusbio.com

### **Limitations**

This product is for research use only and is not approved for use in humans or in clinical diagnosis. Primary Antibodies are guaranteed for 1 year from date of receipt.

For more information on our 100% guarantee, please visit [www.novusbio.com/guarantee](http://www.novusbio.com/guarantee)

Earn gift cards/discounts by submitting a review: [www.novusbio.com/reviews/submit/NB100-91895](http://www.novusbio.com/reviews/submit/NB100-91895)

Earn gift cards/discounts by submitting a publication using this product:  
[www.novusbio.com/publications](http://www.novusbio.com/publications)

