

# Product Datasheet

## USP4 Antibody NB100-90597

Unit Size: 0.05 mg

Store at 4C short term. Aliquot and store at -20C long term. Avoid freeze-thaw cycles.

[www.novusbio.com](http://www.novusbio.com)



[technical@novusbio.com](mailto:technical@novusbio.com)

Protocols, Publications, Related Products, Reviews, Research Tools and Images at:  
[www.novusbio.com/NB100-90597](http://www.novusbio.com/NB100-90597)

Updated 3/28/2021 v.20.1

Earn rewards for product  
reviews and publications.

Submit a publication at [www.novusbio.com/publications](http://www.novusbio.com/publications)

Submit a review at [www.novusbio.com/reviews/destination/NB100-90597](http://www.novusbio.com/reviews/destination/NB100-90597)



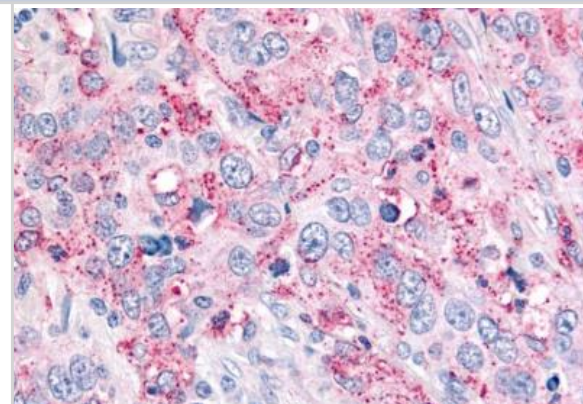
**NB100-90597****USP4 Antibody**

<b>Product Information</b>	
<b>Unit Size</b>	0.05 mg
<b>Concentration</b>	0.7 mg/ml
<b>Storage</b>	Store at 4C short term. Aliquot and store at -20C long term. Avoid freeze-thaw cycles.
<b>Clonality</b>	Polyclonal
<b>Preservative</b>	0.1% Sodium Azide
<b>Isotype</b>	IgG
<b>Purity</b>	Immunogen affinity purified
<b>Buffer</b>	PBS
<b>Product Description</b>	
<b>Host</b>	Rabbit
<b>Gene ID</b>	7375
<b>Gene Symbol</b>	USP4
<b>Species</b>	Human
<b>Reactivity Notes</b>	Predicted cross-reactivity based on sequence identity: Gorilla (95%), Gibbon (89%), Marmoset (89%), Canine (89%), Bovine (89%), Equine (89%), Monkey (84%), Opossum (84%).
<b>Specificity/Sensitivity</b>	Human USP4. BLAST analysis of the peptide immunogen showed no homology with other human proteins.
<b>Immunogen</b>	Synthetic 19 amino acid peptide from Near the N-terminus of human USP4.
<b>Product Application Details</b>	
<b>Applications</b>	Western Blot, Immunohistochemistry, Immunohistochemistry-Paraffin
<b>Recommended Dilutions</b>	Western Blot 1:1000 - 1:10000, Immunohistochemistry, Immunohistochemistry-Paraffin 5 ug/ml

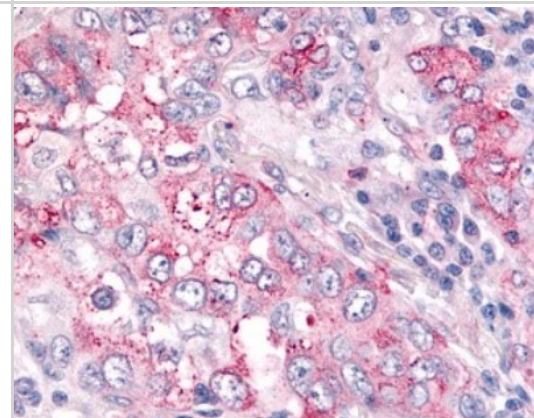


## Images

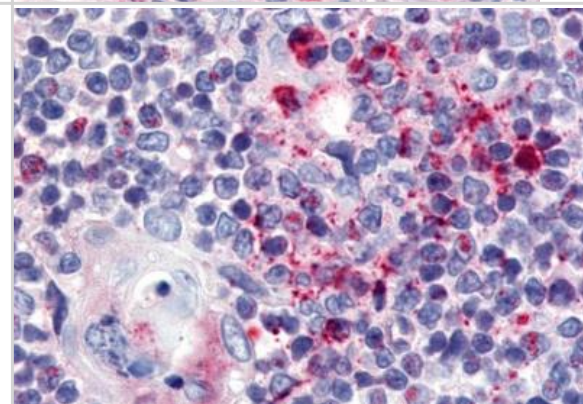
Immunohistochemistry-Paraffin: USP4 Antibody [NB100-90597] - Anti-USP4 antibody IHC of human Lung, Non-Small Cell Carcinoma. Immunohistochemistry of formalin-fixed, paraffin-embedded tissue after heat-induced antigen retrieval.



Immunohistochemistry-Paraffin: USP4 Antibody [NB100-90597] - Analysis of anti-USP4 / UNP antibody with human lung, non-small cell carcinoma.



Immunohistochemistry-Paraffin: USP4 Antibody [NB100-90597] - Anti-USP4 antibody IHC of human thymus. Immunohistochemistry of formalin-fixed, paraffin-embedded tissue after heat-induced antigen retrieval.





### **Novus Biologicals USA**

10730 E. Briarwood Avenue  
Centennial, CO 80112  
USA

Phone: 303.730.1950  
Toll Free: 1.888.506.6887  
Fax: 303.730.1966  
novus@novusbio.com

### **Bio-Techne Canada**

21 Canmotor Ave  
Toronto, ON M8Z 4E6  
Canada

Phone: 905.827.6400  
Toll Free: 855.668.8722  
Fax: 905.827.6402  
canada.inquires@bio-techne.com

### **Bio-Techne Ltd**

19 Barton Lane  
Abingdon Science Park  
Abingdon, OX14 3NB, United Kingdom  
Phone: (44) (0) 1235 529449  
Free Phone: 0800 37 34 15  
Fax: (44) (0) 1235 533420  
info.EMEA@bio-techne.com

### **General Contact Information**

www.novusbio.com  
Technical Support: technical@novusbio.com  
Orders: orders@novusbio.com  
General: novus@novusbio.com

### **Limitations**

This product is for research use only and is not approved for use in humans or in clinical diagnosis. Primary Antibodies are guaranteed for 1 year from date of receipt.

For more information on our 100% guarantee, please visit [www.novusbio.com/guarantee](http://www.novusbio.com/guarantee)

Earn gift cards/discounts by submitting a review: [www.novusbio.com/reviews/submit/NB100-90597](http://www.novusbio.com/reviews/submit/NB100-90597)

Earn gift cards/discounts by submitting a publication using this product:  
[www.novusbio.com/publications](http://www.novusbio.com/publications)

