

Product Datasheet

AKT1 Antibody NB100-81776

Unit Size: 0.1 mg

Store at 4C short term. Aliquot and store at -20C long term. Avoid freeze-thaw cycles.

www.novusbio.com



technical@novusbio.com

Protocols, Publications, Related Products, Reviews, Research Tools and Images at:
www.novusbio.com/NB100-81776

Updated 10/9/2019 v.20.1

Earn rewards for product
reviews and publications.

Submit a publication at www.novusbio.com/publications

Submit a review at www.novusbio.com/reviews/destination/NB100-81776



NB100-81776

AKT1 Antibody

Product Information	
Unit Size	0.1 mg
Concentration	1.0 mg/ml
Storage	Store at 4C short term. Aliquot and store at -20C long term. Avoid freeze-thaw cycles.
Clonality	Polyclonal
Preservative	0.02% Sodium Azide
Isotype	IgG
Purity	Immunogen affinity purified
Buffer	phosphate buffered saline (without Mg ²⁺ and Ca ²⁺), pH 7.4, 150mM NaCl, and 50% glycerol.
Target Molecular Weight	55.7 kDa

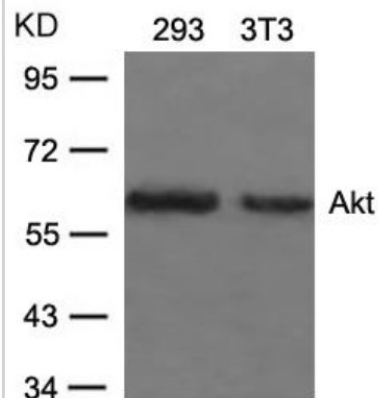
Product Description	
Host	Rabbit
Gene ID	207
Gene Symbol	AKT1
Species	Human, Mouse, Rat
Reactivity Notes	Human, Mouse, Rat
Specificity/Sensitivity	Akt (specific to a.a. 473) detects endogenous levels of total Akt protein.
Immunogen	The antiserum was produced against synthesized non-phosphopeptide derived from human Akt around aa. 473 (Q-F-S-Y-S).

Product Application Details	
Applications	Western Blot, Immunohistochemistry, Immunohistochemistry-Paraffin
Recommended Dilutions	Western Blot 1:100-1:500, Immunohistochemistry 1:10-1:500, Immunohistochemistry-Paraffin 1:50~1:100

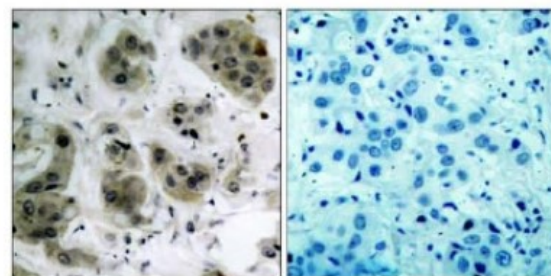


Images

Western Blot: AKT1 Antibody [NB100-81776] - Analysis of extracts from 293 and 3T3 cells using Akt(Ab-473) antibody

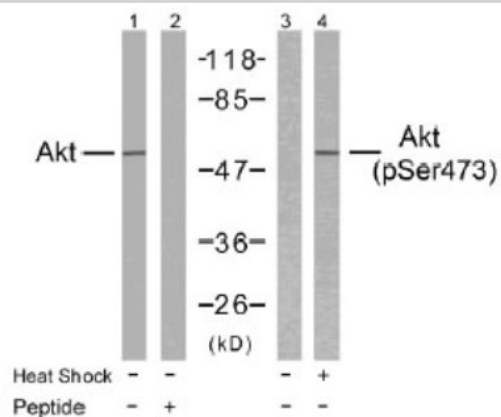


Immunohistochemistry: AKT1 Antibody [NB100-81776] - Immunohistochemical analysis of paraffin- embedded human breast carcinoma tissue using Akt (Ab-473) antibody.



Peptide - - +

Western Blot: AKT1 Antibody [NB100-81776] - Western blot analysis of extracts from HeLa cells using Akt (Ab-473) antibody (Lane 1 and 2) and Akt (phospho-Ser473) antibody (Lane 3 and 4).





Novus Biologicals USA

10730 E. Briarwood Avenue
Centennial, CO 80112
USA
Phone: 303.730.1950
Toll Free: 1.888.506.6887
Fax: 303.730.1966
novus@novusbio.com

Novus Biologicals Canada

461 North Service Road West, Unit B37
Oakville, ON L6M 2V5
Canada
Phone: 905.827.6400
Toll Free: 855.668.8722
Fax: 905.827.6402
canada@novusbio.com

Novus Biologicals Europe

19 Barton Lane
Abingdon Science Park
Abingdon, OX14 3NB, United Kingdom
Phone: (44) (0) 1235 529449
Free Phone: 0800 37 34 15
Fax: (44) (0) 1235 533420
info@bio-techne.com

General Contact Information

www.novusbio.com
Technical Support: technical@novusbio.com
Orders: orders@novusbio.com
General: novus@novusbio.com

Limitations

This product is for research use only and is not approved for use in humans or in clinical diagnosis. Primary Antibodies are guaranteed for 1 year from date of receipt.

For more information on our 100% guarantee, please visit www.novusbio.com/guarantee

Earn gift cards/discounts by submitting a review: www.novusbio.com/reviews/submit/NB100-81776

Earn gift cards/discounts by submitting a publication using this product:
www.novusbio.com/publications

