

Product Datasheet

ABC2 Antibody - BSA Free NB100-74598

Unit Size: 100 ul

Store at 4C. Do not freeze.

www.novusbio.com



technical@novusbio.com

Protocols, Publications, Related Products, Reviews, Research Tools and Images at:
www.novusbio.com/NB100-74598

Updated 2/24/2025 v.20.1

Earn rewards for product
reviews and publications.

Submit a publication at www.novusbio.com/publications

Submit a review at www.novusbio.com/reviews/destination/NB100-74598



NB100-74598

ABC2 Antibody - BSA Free

Product Information	
Unit Size	100 ul
Concentration	1.0 mg/ml
Storage	Store at 4C. Do not freeze.
Clonality	Polyclonal
Preservative	0.09% Sodium Azide
Isotype	IgG
Purity	Immunogen affinity purified
Buffer	Tris-Citrate/Phosphate (pH 7.0 - 8.0)

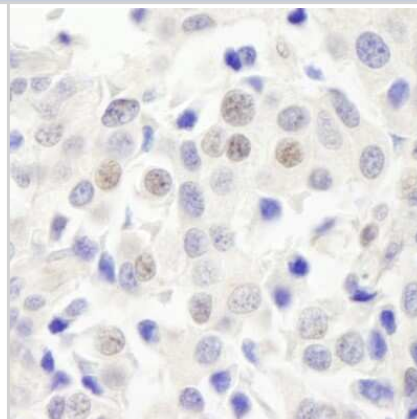
Product Description	
Host	Rabbit
Gene ID	55181
Gene Symbol	SMG8
Species	Human
Immunogen	The immunogen recognized by this antibody maps to a region between residue 250 and 300 of human amplified in breast cancer gene 2 protein using the numbering given in entry NP_060619.4 (GenelD 55181).

Product Application Details	
Applications	Immunohistochemistry, Immunohistochemistry-Paraffin, Immunoprecipitation, Western Blot (Negative)
Recommended Dilutions	Immunohistochemistry 1:10-1:500, Immunoprecipitation 2-5 ug/mg lysate, Immunohistochemistry-Paraffin 1:100-1:500, Western Blot (Negative)
Application Notes	For Immunohistochemistry-Paraffin epitope exposure with citrate buffer will enhance staining. Likely to work with frozen sections.

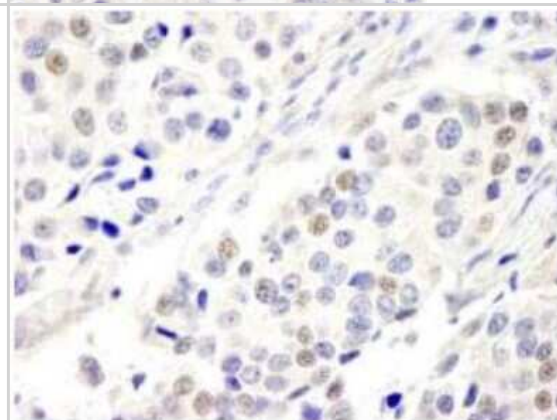


Images

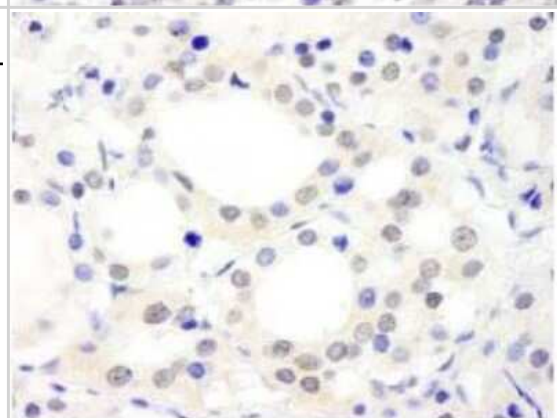
Immunohistochemistry: ABC2 Antibody [NB100-74598] - Sample: FFPE section of human breast carcinoma. Antibody: Affinity purified rabbit anti-ABC2 used at a dilution of 1:1,000 (1ug/ml). Detection: DAB staining using Immunohistochemistry Accessory Kit.



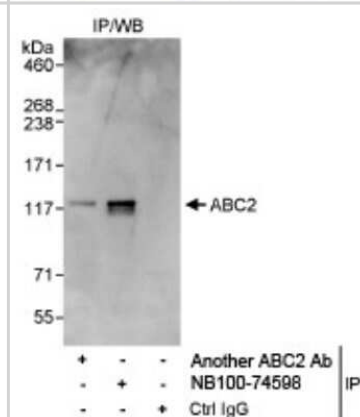
Immunohistochemistry-Paraffin: ABC2 Antibody [NB100-74598] - FFPE section of human breast carcinoma. Antibody: Affinity purified rabbit anti-ABC2 used at a dilution of 1:250. Detection: DAB staining using Immunohistochemistry Accessory Kit



Immunohistochemistry-Paraffin: ABC2 Antibody [NB100-74598] - FFPE section of human thyroid carcinoma. Antibody: Affinity purified rabbit anti-ABC2 used at a dilution of 1:250. Detection: DAB staining using Immunohistochemistry Accessory Kit



Immunoprecipitation: ABC2 Antibody [NB100-74598] - Detection of Human ABC2 on HeLa whole cell lysate using NB100-74598. ABC2 was also immunoprecipitated by another rabbit anti-ABC2 antibody.





Novus Biologicals USA

10730 E. Briarwood Avenue
Centennial, CO 80112
USA
Phone: 303.730.1950
Toll Free: 1.888.506.6887
Fax: 303.730.1966
nb-customerservice@bio-techne.com

Bio-Techne Canada

21 Canmotor Ave
Toronto, ON M8Z 4E6
Canada
Phone: 905.827.6400
Toll Free: 855.668.8722
Fax: 905.827.6402
canada.inquires@bio-techne.com

Bio-Techne Ltd

19 Barton Lane
Abingdon Science Park
Abingdon, OX14 3NB, United Kingdom
Phone: (44) (0) 1235 529449
Free Phone: 0800 37 34 15
Fax: (44) (0) 1235 533420
info.EMEA@bio-techne.com

General Contact Information

www.novusbio.com
Technical Support: nb-technical@bio-
techne.com
Orders: nb-customerservice@bio-techne.com
General: novus@novusbio.com

Limitations

This product is for research use only and is not approved for use in humans or in clinical diagnosis. Primary Antibodies are guaranteed for 1 year from date of receipt.

For more information on our 100% guarantee, please visit www.novusbio.com/guarantee

Earn gift cards/discounts by submitting a review: www.novusbio.com/reviews/submit/NB100-74598

Earn gift cards/discounts by submitting a publication using this product:
www.novusbio.com/publications

