

Product Datasheet

Rab4 Antibody NB100-74519

Unit Size: 100uL

Store at -20C. Avoid freeze-thaw cycles.

www.novusbio.com



technical@novusbio.com

Protocols, Publications, Related Products, Reviews, Research Tools and Images at:
www.novusbio.com/NB100-74519

Updated 5/13/2021 v.20.1

Earn rewards for product
reviews and publications.

Submit a publication at www.novusbio.com/publications

Submit a review at www.novusbio.com/reviews/destination/NB100-74519



NB100-74519

Rab4 Antibody

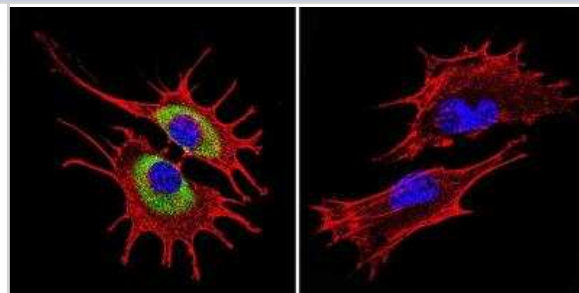
Product Information	
Unit Size	100uL
Concentration	This product is unpurified. The exact concentration of antibody is not quantifiable.
Storage	Store at -20C. Avoid freeze-thaw cycles.
Clonality	Polyclonal
Preservative	0.05% Sodium Azide
Isotype	IgG
Purity	Unpurified
Buffer	Whole antisera

Product Description	
Host	Rabbit
Gene ID	5867
Gene Symbol	RAB4A
Species	Human, Mouse, Rat, Canine, Primate
Marker	Early and Recycling Endosomes Marker
Specificity/Sensitivity	Rab4
Immunogen	Purified, recombinant human Rab4 protein.

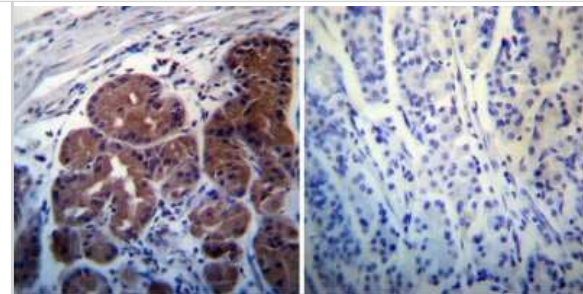
Product Application Details	
Applications	Western Blot, Immunocytochemistry/ Immunofluorescence, Immunohistochemistry, Immunohistochemistry-Paraffin
Recommended Dilutions	Western Blot 1:1000, Immunohistochemistry 1:200, Immunocytochemistry/ Immunofluorescence 1:100, Immunohistochemistry-Paraffin 1:200
Application Notes	Useful in WB, IF. WB: Detects an approx. 24 kDa protein representing Rab4 from transfected HeLa cells.

Images

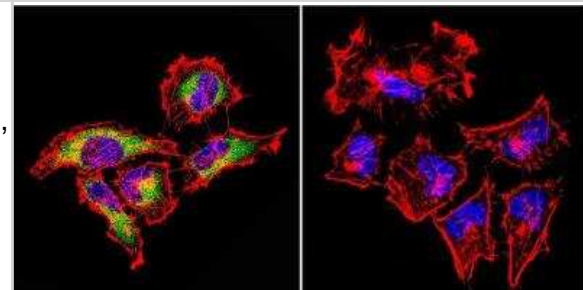
Immunocytochemistry/Immunofluorescence: Rab4 Antibody [NB100-74519] - in NIH-3T3 Cells. Cells were grown on chamber slides and fixed with formaldehyde prior to staining. Cells were probed without (control) or with a RAB4 polyclonal antibody at a dilution of 1:20 overnight at 4 C, washed with PBS and incubated with a DyLight-488 conjugated secondary antibody and nuclei with DAPI (blue) is shown.



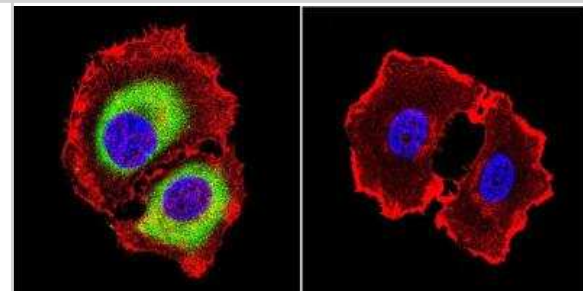
Immunohistochemistry-Paraffin: Rab4 Antibody [NB100-74519] - Immunohistochemistry was performed on normal deparaffinized human Stomach tissue.



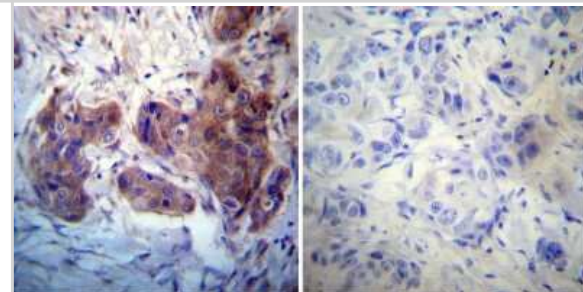
Immunocytochemistry/Immunofluorescence: Rab4 Antibody [NB100-74519] - in HeLa Cells. Cells were grown on chamber slides and fixed with formaldehyde prior to staining. Cells were probed without (control) or with a RAB4 polyclonal antibody at a dilution of 1:100 overnight at 4 C, washed with PBS and incubated with a DyLight-488 conjugated secondary antibody and nuclei with DAPI (blue) is shown.



Immunocytochemistry/Immunofluorescence: Rab4 Antibody [NB100-74519] - in MCF-7 Cells. Cells were grown on chamber slides and fixed with formaldehyde prior to staining. Cells were probed without (control) or with a RAB4 polyclonal antibody at a dilution of 1:20 overnight at 4 C, washed with PBS and incubated with a DyLight-488 conjugated secondary antibody and nuclei with DAPI (blue) is shown.



Immunohistochemistry-Paraffin: Rab4 Antibody [NB100-74519] - Both normal and cancer biopsies of deparaffinized human Breast carcinoma tissue.





Novus Biologicals USA

10730 E. Briarwood Avenue
Centennial, CO 80112
USA

Phone: 303.730.1950

Toll Free: 1.888.506.6887

Fax: 303.730.1966

nb-customerservice@bio-techne.com

Bio-Techne Canada

21 Canmotor Ave
Toronto, ON M8Z 4E6
Canada

Phone: 905.827.6400

Toll Free: 855.668.8722

Fax: 905.827.6402

canada.inquires@bio-techne.com

Bio-Techne Ltd

19 Barton Lane
Abingdon Science Park
Abingdon, OX14 3NB, United Kingdom

Phone: (44) (0) 1235 529449

Free Phone: 0800 37 34 15

Fax: (44) (0) 1235 533420

info.EMEA@bio-techne.com

General Contact Information

www.novusbio.com

Technical Support: nb-technical@bio-techne.com

Orders: nb-customerservice@bio-techne.com

General: novus@novusbio.com

Limitations

This product is for research use only and is not approved for use in humans or in clinical diagnosis. Primary Antibodies are guaranteed for 1 year from date of receipt.

For more information on our 100% guarantee, please visit www.novusbio.com/guarantee

Earn gift cards/discounts by submitting a review: www.novusbio.com/reviews/submit/NB100-74519

Earn gift cards/discounts by submitting a publication using this product:
www.novusbio.com/publications

