

Product Datasheet

CD1a Antibody (NA1/34-HLK) - BSA Free NB100-64852

Unit Size: 0.1 mg

Store at 4C short term. Aliquot and store at -20C long term. Avoid freeze-thaw cycles.

www.novusbio.com



technical@novusbio.com

Reviews: 1 Publications: 9

Protocols, Publications, Related Products, Reviews, Research Tools and Images at:
www.novusbio.com/NB100-64852

Updated 2/21/2025 v.20.1

**Earn rewards for product
reviews and publications.**

Submit a publication at www.novusbio.com/publications

Submit a review at www.novusbio.com/reviews/destination/NB100-64852



NB100-64852

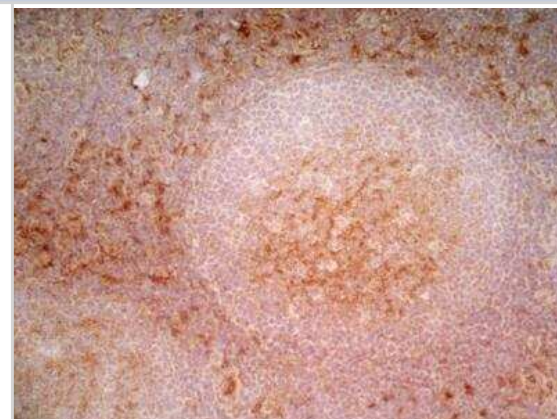
CD1a Antibody (NA1/34-HLK) - BSA Free

Product Information	
Unit Size	0.1 mg
Concentration	1.0 mg/ml
Storage	Store at 4C short term. Aliquot and store at -20C long term. Avoid freeze-thaw cycles.
Clonality	Monoclonal
Clone	NA1/34-HLK
Preservative	0.09% Sodium Azide
Isotype	IgG2a
Purity	Protein A purified
Buffer	PBS
Product Description	
Host	Mouse
Gene ID	909
Gene Symbol	CD1A
Species	Human
Reactivity Notes	Predicted cross-reactivities: Cynomolgus monkey, Dog
Specificity/Sensitivity	NB100-64852 recognizes the human CD1a cell surface glycoprotein, a 49kD molecule expressed in association with beta 2 microglobulin. CD1a is expressed strongly by cortical thymocytes, and also by Langerhans cells and interdigitating cells.
Immunogen	Human thymocytes
Product Application Details	
Applications	Flow Cytometry, Immunohistochemistry, Immunohistochemistry-Frozen, Immunofluorescence
Recommended Dilutions	Flow Cytometry 1:50-1:100, Immunohistochemistry 1:10-1:500, Immunohistochemistry-Frozen 1:10-1:500, Immunofluorescence

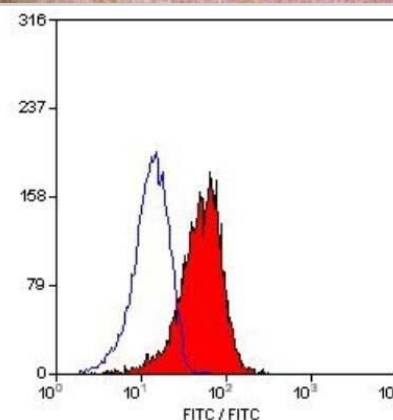


Images

Immunohistochemistry-Frozen: CD1a Antibody (NA1/34-HLK) [NB100-64852] - Immunoperoxidase staining of human tonsil cryosection using Mouse anti Human CD1a antibody followed by HISTAR detection system. Medium power



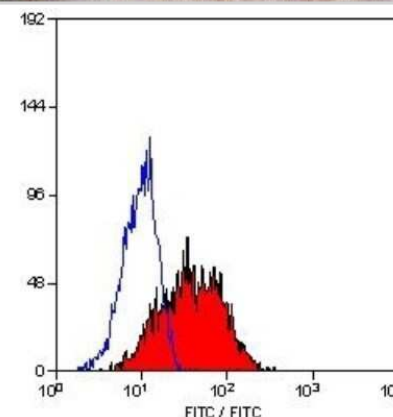
Flow Cytometry: CD1a Antibody (NA1/34-HLK) [NB100-64852] - Analysis using the FITC conjugate of NB100-64852. Staining of MOLT 4 cells.



Immunohistochemistry-Frozen: CD1a Antibody (NA1/34-HLK) [NB100-64852] - Immunoperoxidase staining of human tonsil cryosection using Mouse anti Human CD1a antibody followed by HISTAR detection system. Low power



Flow Cytometry: CD1a Antibody (NA1/34-HLK) [NB100-64852] - Analysis using the Biotin conjugate of NB100-64852. Staining of MOLT 4 cells with CD1a antibody.



Publications

Yuan H, Li Y, Lv J et al. Recent Advances in Fluorescent Nanoprobes for Food Safety Detection Molecules 2023-07-24 [PMID: 37513475]

Cruz P, Sosoniuk-Roche E, Maldonado I et al. Trypanosoma cruzi calreticulin: In vitro modulation of key immunogenic markers of both canine tumors and relevant immune competent cells Immunobiology. [PMID: 31837774] (FLOW, Canine)

Hirbod, T et al. Abundant expression of HIV target cells and C-type lectin receptors in the foreskin tissue of young Kenyan men. Am J Pathol 176: 2798-805. 2010-01-01 [PMID: 20395432]

Liu, CC et al. Transient downregulation of monocyte-derived dendritic-cell differentiation, function, and survival during tumoral progression and regression in an in vivo canine model of transmissible venereal tumor. Cancer Immunol Immunother 57: 479-91. 2008-01-01 [PMID: 17710396]

Yoshino N et al. Exp. Anim. (Tokyo) 49:97. 2000-01-01 [PMID: 10889948]

Galkowska, H et al. Reactivity of antibodies directed against human antigens with surface markers on canine leucocytes. Vet Immunol Immunopathol 53: 329-334. 1996-01-01 [PMID: 8969052]

Poulter, L W et al. Discrimination of human macrophages and dendritic cells by means of monoclonal antibodies. Scand J Immunol 24: 351-357. 1986-01-01 [PMID: 3529367]

McMichael, A J et al. A human thymocyte antigen defined by a hybrid myeloma monoclonal antibody. Eur J Immunol 9: 205-210. 1979-01-01 [PMID: 376318]

Sugiura, K et al. Effect of IL-12 on canine dendritic cell maturation following differentiation induced by granulocyte-macrophage CSF and IL-4. Vet Immunol Immunopathol. 2010-06-17 [PMID: 20599278]





Novus Biologicals USA

10730 E. Briarwood Avenue
Centennial, CO 80112
USA
Phone: 303.730.1950
Toll Free: 1.888.506.6887
Fax: 303.730.1966
nb-customerservice@bio-techne.com

Bio-Techne Canada

21 Canmotor Ave
Toronto, ON M8Z 4E6
Canada
Phone: 905.827.6400
Toll Free: 855.668.8722
Fax: 905.827.6402
canada.inquires@bio-techne.com

Bio-Techne Ltd

19 Barton Lane
Abingdon Science Park
Abingdon, OX14 3NB, United Kingdom
Phone: (44) (0) 1235 529449
Free Phone: 0800 37 34 15
Fax: (44) (0) 1235 533420
info.EMEA@bio-techne.com

General Contact Information

www.novusbio.com
Technical Support: nb-technical@bio-techne.com
Orders: nb-customerservice@bio-techne.com
General: novus@novusbio.com

Products Related to NB100-64852

HAF007	Goat anti-Mouse IgG Secondary Antibody [HRP]
NB720-B	Rabbit anti-Mouse IgG (H+L) Secondary Antibody [Biotin]
NBP1-96778	Mouse IgG2a Isotype Control (M2A)
NB100-64852AF700	CD1a Antibody (NA1/34-HLK) [Alexa Fluor® 700]

Limitations

This product is for research use only and is not approved for use in humans or in clinical diagnosis. Primary Antibodies are guaranteed for 1 year from date of receipt.

For more information on our 100% guarantee, please visit www.novusbio.com/guarantee

Earn gift cards/discounts by submitting a review: www.novusbio.com/reviews/submit/NB100-64852

Earn gift cards/discounts by submitting a publication using this product:
www.novusbio.com/publications

