

Product Datasheet

CORO1B Antibody **NB100-61040**

Unit Size: 0.1 ml

Store at 4C. Do not freeze.

www.novusbio.com



technical@novusbio.com

Publications: 1

Protocols, Publications, Related Products, Reviews, Research Tools and Images at:
www.novusbio.com/NB100-61040

Updated 10/23/2024 v.20.1

**Earn rewards for product
reviews and publications.**

Submit a publication at www.novusbio.com/publications

Submit a review at www.novusbio.com/reviews/destination/NB100-61040



NB100-61040

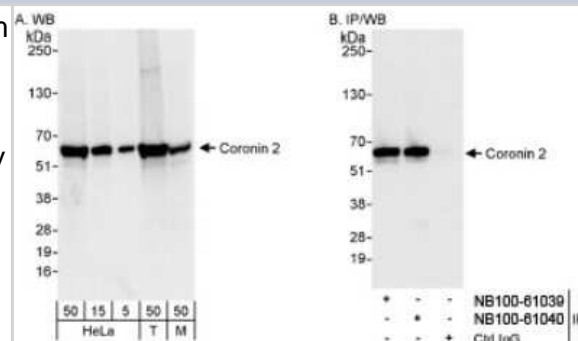
CORO1B Antibody

Product Information	
Unit Size	0.1 ml
Concentration	0.2 mg/ml
Storage	Store at 4C. Do not freeze.
Clonality	Polyclonal
Preservative	0.09% Sodium Azide
Isotype	IgG
Purity	Immunogen affinity purified
Buffer	TBS and 0.1% BSA
Target Molecular Weight	54 kDa
Product Description	
Host	Rabbit
Gene ID	57175
Gene Symbol	CORO1B
Species	Human, Mouse
Immunogen	The immunogen recognized by this antibody maps to a region between residue 450 and 489 of human Coronin, actin binding protein, 1B using the numbering given in entry NP_065174.1 (GeneID 57175).
Product Application Details	
Applications	Western Blot, Immunohistochemistry, Immunohistochemistry-Paraffin, Immunoprecipitation
Recommended Dilutions	Western Blot 1:2000-1:10000, Immunohistochemistry 1:10-1:500, Immunoprecipitation 2-5 ug/mg lysate, Immunohistochemistry-Paraffin 1:250
Application Notes	Epitope retrieval with citrate buffer pH6.0 is recommended for FFPE tissue sections.

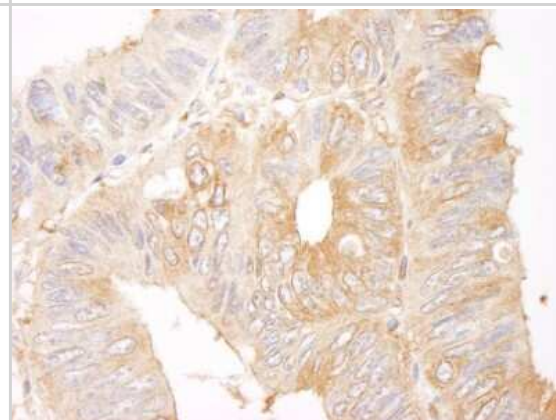


Images

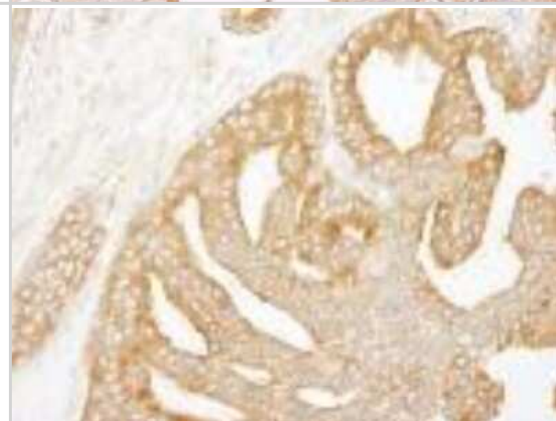
Western Blot: CORO1B Antibody [NB100-61040] - Whole cell lysate from HeLa (5, 15 and 50 ug for WB; 1 mg for IP, 20% of IP loaded), 293T (T; 50 ug) and mouse NIH3T3 (M; 50 ug) cells. NB100-61040 used for WB at 0.04 ug/ml (A) and 1 ug/ml (B) and used for IP at 3 ug/mg lysate. Coronin 2 was also immunoprecipitated by rabbit anti-Coronin 2 antibody NB100-61039, which recognizes an upstream epitope.



Immunohistochemistry-Paraffin: CORO1B Antibody [NB100-61040] - Human colon carcinoma. Antibody used at a dilution of 1:1,000.



Immunohistochemistry-Paraffin: CORO1B Antibody [NB100-61040] - FFPE section of human prostate carcinoma. Affinity purified rabbit anti-Coronin 2 used at a dilution of 1:250.



Publications

Kimura T, Kaneko Y, Yamada S et al. The GDP-dependent Rab27a effector coronin 3 controls endocytosis of secretory membrane in insulin-secreting cell lines. J Cell Sci 2008-09-01 [PMID: 18768935]



Novus Biologicals USA

10730 E. Briarwood Avenue
Centennial, CO 80112
USA
Phone: 303.730.1950
Toll Free: 1.888.506.6887
Fax: 303.730.1966
nb-customerservice@bio-techne.com

Bio-Techne Canada

21 Canmotor Ave
Toronto, ON M8Z 4E6
Canada
Phone: 905.827.6400
Toll Free: 855.668.8722
Fax: 905.827.6402
canada.inquires@bio-techne.com

Bio-Techne Ltd

19 Barton Lane
Abingdon Science Park
Abingdon, OX14 3NB, United Kingdom
Phone: (44) (0) 1235 529449
Free Phone: 0800 37 34 15
Fax: (44) (0) 1235 533420
info.EMEA@bio-techne.com

General Contact Information

www.novusbio.com
Technical Support: nb-technical@bio-techne.com
Orders: nb-customerservice@bio-techne.com
General: novus@novusbio.com

Products Related to NB100-61040

NBL1-09396	CORO1B Overexpression Lysate
HAF008	Goat anti-Rabbit IgG Secondary Antibody [HRP]
NB7160	Goat anti-Rabbit IgG (H+L) Secondary Antibody [HRP]
NBP2-24891	Rabbit IgG Isotype Control

Limitations

This product is for research use only and is not approved for use in humans or in clinical diagnosis. Primary Antibodies are guaranteed for 1 year from date of receipt.

For more information on our 100% guarantee, please visit www.novusbio.com/guarantee

Earn gift cards/discounts by submitting a review: www.novusbio.com/reviews/submit/NB100-61040

Earn gift cards/discounts by submitting a publication using this product:
www.novusbio.com/publications

