

# Product Datasheet

## Scaffold attachment factor B2 Antibody NB100-58791

Unit Size: 0.1 ml

Store at 4C. Do not freeze.

[www.novusbio.com](http://www.novusbio.com)



[technical@novusbio.com](mailto:technical@novusbio.com)

Protocols, Publications, Related Products, Reviews, Research Tools and Images at:  
[www.novusbio.com/NB100-58791](http://www.novusbio.com/NB100-58791)

Updated 10/23/2024 v.20.1

Earn rewards for product  
reviews and publications.

Submit a publication at [www.novusbio.com/publications](http://www.novusbio.com/publications)

Submit a review at [www.novusbio.com/reviews/destination/NB100-58791](http://www.novusbio.com/reviews/destination/NB100-58791)



**NB100-58791****Scaffold attachment factor B2 Antibody**

<b>Product Information</b>	
<b>Unit Size</b>	0.1 ml
<b>Concentration</b>	0.2 mg/ml
<b>Storage</b>	Store at 4C. Do not freeze.
<b>Clonality</b>	Polyclonal
<b>Preservative</b>	0.09% Sodium Azide
<b>Isotype</b>	IgG
<b>Purity</b>	Immunogen affinity purified
<b>Buffer</b>	TBS and 0.1% BSA

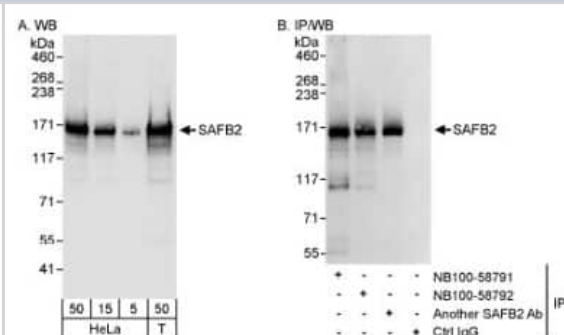
<b>Product Description</b>	
<b>Host</b>	Rabbit
<b>Gene ID</b>	9667
<b>Gene Symbol</b>	SAFB2
<b>Species</b>	Human
<b>Immunogen</b>	The immunogen recognized by this antibody maps to a region between residue 175 and 225 of human scaffold attachment factor B2 using the numbering given in entry NP_055464.1 (GeneID 9667).

<b>Product Application Details</b>	
<b>Applications</b>	Western Blot, Immunohistochemistry, Immunohistochemistry-Paraffin, Immunoprecipitation
<b>Recommended Dilutions</b>	Western Blot 1:100-1:2000, Immunohistochemistry 1:10-1:500, Immunoprecipitation 1:10-1:500, Immunohistochemistry-Paraffin 1:100-1:500
<b>Application Notes</b>	Western Blot - 1:2,000 to 1:10,000. Immunoprecipitation - 2 to 5 mcg/mg lysate. Immunohisto-/cytochemistry - Not tested.

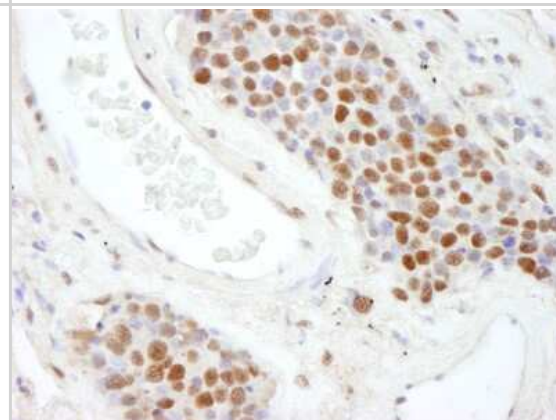


## Images

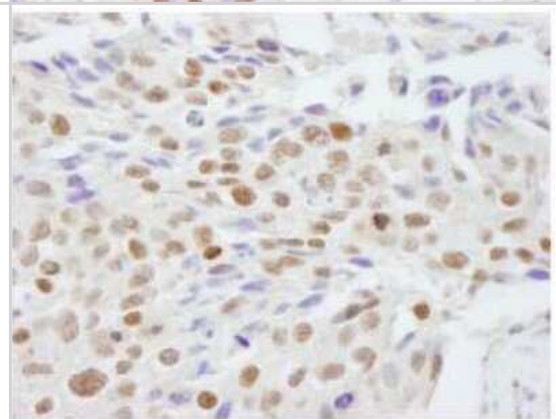
**Western Blot: Scaffold attachment factor B2 Antibody [NB100-58791] -** Detection of Human SAFB2 on HeLa whole cell lysate using NB100-58791. SAFB2 was also immunoprecipitated by rabbit anti-SAFB2 antibodies NB100-58792 and another SAFB2 Ab.



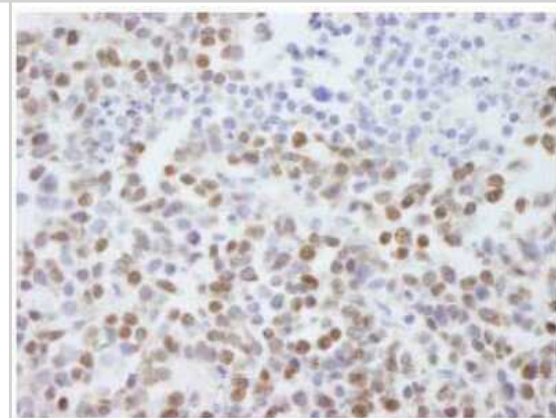
**Immunohistochemistry: Scaffold attachment factor B2 Antibody [NB100-58791] -** Sample: FFPE section of human small cell lung cancer. Antibody: Affinity purified rabbit anti- SAFB2 used at a dilution of 1:200 (1ug/ml). Detection: DAB



**Immunohistochemistry-Paraffin: Scaffold attachment factor B2 Antibody [NB100-58791] -** FFPE section of human breast carcinoma. Affinity purified rabbit anti-SAFB2 used at a dilution of 1:100.



**Immunohistochemistry-Paraffin: Scaffold attachment factor B2 Antibody [NB100-58791] -** FFPE section of non-small cell lung cancer. Affinity purified rabbit anti-SAFB2 used at a dilution of 1:500.





### **Novus Biologicals USA**

10730 E. Briarwood Avenue  
Centennial, CO 80112  
USA  
Phone: 303.730.1950  
Toll Free: 1.888.506.6887  
Fax: 303.730.1966  
nb-customerservice@bio-techne.com

### **Bio-Techne Canada**

21 Canmotor Ave  
Toronto, ON M8Z 4E6  
Canada  
Phone: 905.827.6400  
Toll Free: 855.668.8722  
Fax: 905.827.6402  
canada.inquires@bio-techne.com

### **Bio-Techne Ltd**

19 Barton Lane  
Abingdon Science Park  
Abingdon, OX14 3NB, United Kingdom  
Phone: (44) (0) 1235 529449  
Free Phone: 0800 37 34 15  
Fax: (44) (0) 1235 533420  
info.EMEA@bio-techne.com

### **General Contact Information**

[www.novusbio.com](http://www.novusbio.com)  
Technical Support: nb-technical@bio-techne.com  
Orders: nb-customerservice@bio-techne.com  
General: novus@novusbio.com

### **Products Related to NB100-58791**

---

HAF008	Goat anti-Rabbit IgG Secondary Antibody [HRP]
NB7160	Goat anti-Rabbit IgG (H+L) Secondary Antibody [HRP]
NBP2-24891	Rabbit IgG Isotype Control
H00009667-P01-10ug	Recombinant Human Scaffold attachment factor B2 GST (N-Term) Protein

---

### **Limitations**

This product is for research use only and is not approved for use in humans or in clinical diagnosis. Primary Antibodies are guaranteed for 1 year from date of receipt.

For more information on our 100% guarantee, please visit [www.novusbio.com/guarantee](http://www.novusbio.com/guarantee)

Earn gift cards/discounts by submitting a review: [www.novusbio.com/reviews/submit/NB100-58791](http://www.novusbio.com/reviews/submit/NB100-58791)

Earn gift cards/discounts by submitting a publication using this product:  
[www.novusbio.com/publications](http://www.novusbio.com/publications)

