

Product Datasheet

SMAC/Diablo Antibody NB100-56165

Unit Size: 0.05 ml

Store at 4C short term. Aliquot and store at -20C long term. Avoid freeze-thaw cycles.

www.novusbio.com



technical@novusbio.com

Reviews: 2 Publications: 1

Protocols, Publications, Related Products, Reviews, Research Tools and Images at:
www.novusbio.com/NB100-56165

Updated 4/13/2025 v.20.1

**Earn rewards for product
reviews and publications.**

Submit a publication at www.novusbio.com/publications

Submit a review at www.novusbio.com/reviews/destination/NB100-56165



NB100-56165

SMAC/Diablo Antibody

Product Information

Unit Size	0.05 ml
Concentration	This product is unpurified. The exact concentration of antibody is not quantifiable.
Storage	Store at 4C short term. Aliquot and store at -20C long term. Avoid freeze-thaw cycles.
Clonality	Polyclonal
Preservative	0.05% Sodium Azide
Isotype	IgG
Purity	Unpurified
Buffer	Whole antisera

Product Description


Host	Rabbit
Gene ID	56616
Gene Symbol	DIABLO
Species	Human, Mouse, Rat
Reactivity Notes	Cross reacts with Gerbil
Immunogen	Full-length recombinant human SMAC was used as immunogen.

Product Application Details

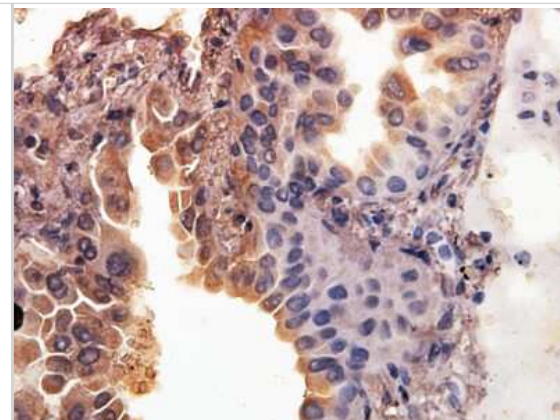
Applications	Western Blot, Simple Western, Immunohistochemistry, Immunohistochemistry-Frozen, Immunohistochemistry-Paraffin, Immunoprecipitation
Recommended Dilutions	Western Blot 1:1000-1:2000, Simple Western 1:400, Immunohistochemistry 1:10-1:500, Immunoprecipitation 1:50-1:200, Immunohistochemistry-Paraffin 1:1000-1:5000, Immunohistochemistry-Frozen
Application Notes	<p>Immunohistochemistry-Paraffin IHC (frozen): Users should optimize according to model and immunodetection system used (secondary reagents).</p> <p>In Simple Western only 10 - 15 uL of the recommended dilution is used per data point.</p> <p>See Simple Western Antibody Database for Simple Western validation: Tested in MCF-7 lysate 0.5 mg/mL, separated by Size, antibody dilution of 1:400, apparent MW was 28 kDa. Separated by Size-Wes, Sally Sue/Peggy Sue.</p>

Images

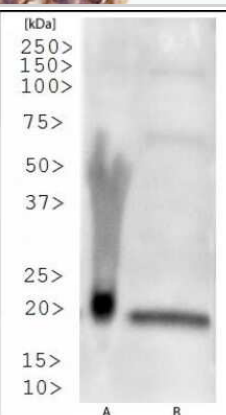
Western Blot: SMAC/Diablo Antibody - Unpurified [NB100-56165] - Analysis of extracts from 293 and HeLa cell lines using this antibody at dilution of 1:1000. Image from verified customer review,



Immunohistochemistry-Paraffin: SMAC/Diablo Antibody - Unpurified [NB100-56165] - Analysis of paraffin-embedded human lung carcinoma using this antibody at dilution of 1:25. Image from verified customer review.



Western Blot: SMAC/Diablo Antibody - Unpurified [NB100-56165] - Analysis of MCF7 (A) and K562 (B) cell lysate using this antibody at 1:500.



Immunohistochemistry-Paraffin: SMAC/Diablo Antibody - Unpurified [NB100-56165] - Formalin-fixed, paraffin-embedded tissue cores from a human breast cancer microarray stained for Smac/Diablo using this antibody at 1:2000. Hematoxylin-eosin counterstain. Differential Smac/DIABLO staining is seen between patient samples.



Simple Western: SMAC/Diablo Antibody - Unpurified [NB100-56165] - Shows a specific band for Smac in 0.5 mg/ml of MCF-7 lysate. This experiment was performed under reducing conditions using the 12-230 kDa separation system.



Publications

Sikorski K, Mehta A et al. A high-throughput pipeline for validation of antibodies. Nat Methods 2018-01-11 [PMID: 30377371] (Human)

Details:

Antibody validation based on denaturing gel electrophoresis of biotinylated cell lysates (PAGE) followed by mass spectrometry (MS) and antibody array analysis (MAP).





Novus Biologicals USA

10730 E. Briarwood Avenue
Centennial, CO 80112
USA
Phone: 303.730.1950
Toll Free: 1.888.506.6887
Fax: 303.730.1966
nb-customerservice@bio-techne.com

Bio-Techne Canada

21 Canmotor Ave
Toronto, ON M8Z 4E6
Canada
Phone: 905.827.6400
Toll Free: 855.668.8722
Fax: 905.827.6402
canada.inquires@bio-techne.com

Bio-Techne Ltd

19 Barton Lane
Abingdon Science Park
Abingdon, OX14 3NB, United Kingdom
Phone: (44) (0) 1235 529449
Free Phone: 0800 37 34 15
Fax: (44) (0) 1235 533420
info.EMEA@bio-techne.com

General Contact Information

www.novusbio.com
Technical Support: nb-technical@bio-techne.com
Orders: nb-customerservice@bio-techne.com
General: novus@novusbio.com

Products Related to NB100-56165

HAF008	Goat anti-Rabbit IgG Secondary Antibody [HRP]
NB7160	Goat anti-Rabbit IgG (H+L) Secondary Antibody [HRP]
NBP2-24891	Rabbit IgG Isotype Control
NBP1-76772PEP	SMAC/Diablo Antibody Blocking Peptide

Limitations

This product is for research use only and is not approved for use in humans or in clinical diagnosis. Primary Antibodies are guaranteed for 1 year from date of receipt.

For more information on our 100% guarantee, please visit www.novusbio.com/guarantee

Earn gift cards/discounts by submitting a review: www.novusbio.com/reviews/submit/NB100-56165

Earn gift cards/discounts by submitting a publication using this product:
www.novusbio.com/publications

