

# Product Datasheet

## TRAF-1 Antibody NB100-2822

Unit Size: 0.1 mg

Store at -20C. Avoid freeze-thaw cycles.

[www.novusbio.com](http://www.novusbio.com)



[technical@novusbio.com](mailto:technical@novusbio.com)

### Publications: 2

Protocols, Publications, Related Products, Reviews, Research Tools and Images at:  
[www.novusbio.com/NB100-2822](http://www.novusbio.com/NB100-2822)

Updated 10/23/2024 v.20.1

Earn rewards for product  
reviews and publications.

Submit a publication at [www.novusbio.com/publications](http://www.novusbio.com/publications)

Submit a review at [www.novusbio.com/reviews/destination/NB100-2822](http://www.novusbio.com/reviews/destination/NB100-2822)



**NB100-2822****TRAF-1 Antibody**

<b>Product Information</b>	
<b>Unit Size</b>	0.1 mg
<b>Concentration</b>	0.5 mg/ml
<b>Storage</b>	Store at -20C. Avoid freeze-thaw cycles.
<b>Clonality</b>	Polyclonal
<b>Preservative</b>	0.02% Sodium Azide
<b>Isotype</b>	IgG
<b>Purity</b>	Immunogen affinity purified
<b>Buffer</b>	Tris saline (20 mM Tris pH 7.3, 150 mM NaCl), 0.5% BSA

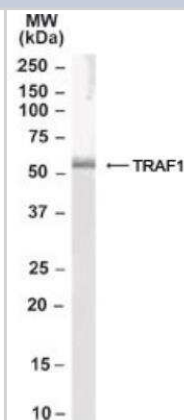
<b>Product Description</b>	
<b>Host</b>	Goat
<b>Gene ID</b>	7185
<b>Gene Symbol</b>	TRAF1
<b>Species</b>	Human
<b>Immunogen</b>	Peptide with sequence C-KLQSPKHAYVKDD corresponding to C-Terminus according to NP_005649.1.

<b>Product Application Details</b>	
<b>Applications</b>	Western Blot, Immunohistochemistry, Immunohistochemistry-Paraffin, Peptide ELISA
<b>Recommended Dilutions</b>	Western Blot 0.3 - 10 ug/ml, Immunohistochemistry 1:200, Immunohistochemistry-Paraffin 2.5 ug/ml, Peptide ELISA Detection limit 1:16000
<b>Application Notes</b>	WB: Approx. 50-55 kDa band observed in lysates of monocytic leukemia cell line U937 (PMID: 10657935). IHC: Paraffin embedded Human Thymus and Small Intestine.

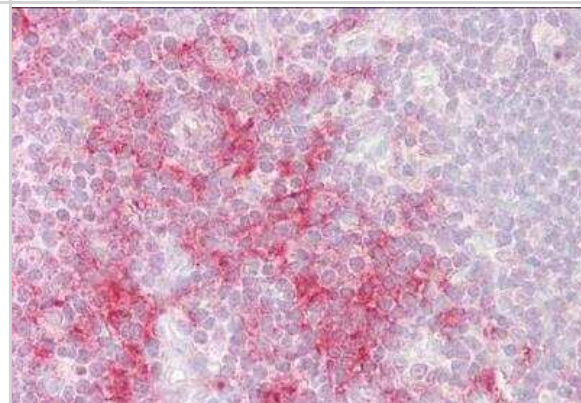


## Images

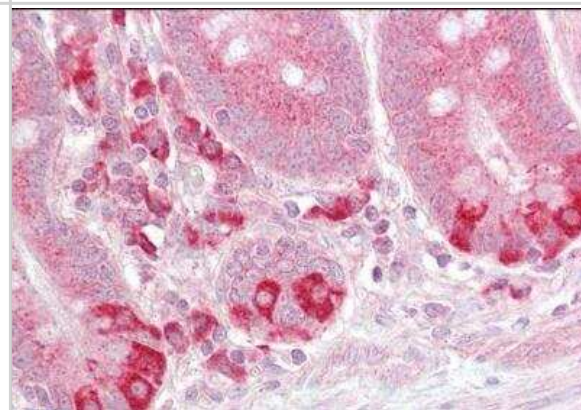
Western Blot: TRAF-1 Antibody [NB100-2822] - Analysis of TRAF-1 using NB100-2822 at 0.5ug/ml in U937 cell lysate (35ug protein in RIPA buffer).



Immunohistochemistry-Paraffin: TRAF-1 Antibody [NB100-2822] - staining of paraffin embedded Human Thymus. Steamed antigen retrieval with citrate buffer pH 6, AP-staining.



Immunohistochemistry-Paraffin: TRAF-1 Antibody [NB100-2822] - staining of paraffin embedded Human Small Intestine. Steamed antigen retrieval with citrate buffer pH 6, AP-staining.



## Publications

Su X, Li S, Meng M et al. TNF receptor-associated factor-1 (TRAF1) negatively regulates Toll/IL-1 receptor domain-containing adaptor inducing IFN-beta (TRIF)-mediated signaling. *Eur J Immunol* 2006-01-01 [PMID: 16323247]

Pryhuber GS, Huyck HL, Staversky RJ et al. Tumor necrosis factor-alpha-induced lung cell expression of antiapoptotic genes TRAF1 and cIAP2. *Am J Respir Cell Mol Biol* 2000-02-01 [PMID: 10657935]



### **Novus Biologicals USA**

10730 E. Briarwood Avenue  
Centennial, CO 80112  
USA  
Phone: 303.730.1950  
Toll Free: 1.888.506.6887  
Fax: 303.730.1966  
nb-customerservice@bio-techne.com

### **Bio-Techne Canada**

21 Canmotor Ave  
Toronto, ON M8Z 4E6  
Canada  
Phone: 905.827.6400  
Toll Free: 855.668.8722  
Fax: 905.827.6402  
canada.inquires@bio-techne.com

### **Bio-Techne Ltd**

19 Barton Lane  
Abingdon Science Park  
Abingdon, OX14 3NB, United Kingdom  
Phone: (44) (0) 1235 529449  
Free Phone: 0800 37 34 15  
Fax: (44) (0) 1235 533420  
info.EMEA@bio-techne.com

### **General Contact Information**

www.novusbio.com  
Technical Support: nb-technical@bio-techne.com  
Orders: nb-customerservice@bio-techne.com  
General: novus@novusbio.com

### **Products Related to NB100-2822**

NBL1-17239	TRAF-1 Overexpression Lysate
HAF017	Rabbit anti-Goat IgG Secondary Antibody [HRP (Horseradish Peroxidase)]
HAF109	Donkey anti-Goat IgG Secondary Antibody [HRP (Horseradish Peroxidase)]
NB410-28088-1mg	Goat IgG Isotype Control

### **Limitations**

This product is for research use only and is not approved for use in humans or in clinical diagnosis. Primary Antibodies are guaranteed for 1 year from date of receipt.

For more information on our 100% guarantee, please visit [www.novusbio.com/guarantee](http://www.novusbio.com/guarantee)

Earn gift cards/discounts by submitting a review: [www.novusbio.com/reviews/submit/NB100-2822](http://www.novusbio.com/reviews/submit/NB100-2822)

Earn gift cards/discounts by submitting a publication using this product:  
[www.novusbio.com/publications](http://www.novusbio.com/publications)



