

Product Datasheet

DNMT3A Antibody NB100-265

Unit Size: 0.1 ml

Store at 4C short term. Aliquot and store at -20C long term. Avoid freeze-thaw cycles.

www.novusbio.com



technical@novusbio.com

Reviews: 1 Publications: 13

Protocols, Publications, Related Products, Reviews, Research Tools and Images at:
www.novusbio.com/NB100-265

Updated 11/11/2025 v.20.1

**Earn rewards for product
reviews and publications.**

Submit a publication at www.novusbio.com/publications

Submit a review at www.novusbio.com/reviews/destination/NB100-265



NB100-265**DNMT3A Antibody**

Product Information	
Unit Size	0.1 ml
Concentration	This product is unpurified. The exact concentration of antibody is not quantifiable.
Storage	Store at 4C short term. Aliquot and store at -20C long term. Avoid freeze-thaw cycles.
Clonality	Polyclonal
Preservative	0.1% Sodium Azide
Isotype	IgG
Purity	Unpurified
Buffer	Whole antisera
Target Molecular Weight	120 kDa

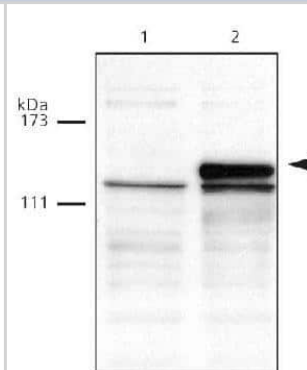
Product Description	
Host	Rabbit
Gene ID	1788
Gene Symbol	DNMT3A
Species	Human, Mouse
Immunogen	This DNMT3A Antibody was made from amino acids 10-118 of Human Dnmt3a [UniProt# Q9Y6K1]

Product Application Details	
Applications	Western Blot, Immunohistochemistry-Paraffin, Immunocytochemistry/Immunofluorescence, Immunohistochemistry, Immunoprecipitation
Recommended Dilutions	Western Blot 1:1000, Immunohistochemistry 1:200, Immunocytochemistry/Immunofluorescence 1:500, Immunoprecipitation 1:10-1:500, Immunohistochemistry-Paraffin 1:200
Application Notes	This Dnmt3a antibody is useful for Immunohistochemistry on paraffin-embedded sections, Immunoprecipitation, Immunocytochemistry/Immunofluorescence and Western Blot, where a band should be seen at ~120 kDa. NOTE: This antibody does not neutralize the enzymatic activity of its corresponding methyltransferase. In ICC/IF, nuclear and cytoplasmic staining was observed in Ntera-2 cells. In IHC-P, staining was observed in the cytoplasm of mouse testis. Prior to immunostaining paraffin tissues, antigen retrieval with sodium citrate buffer (pH 6.0) is recommended.

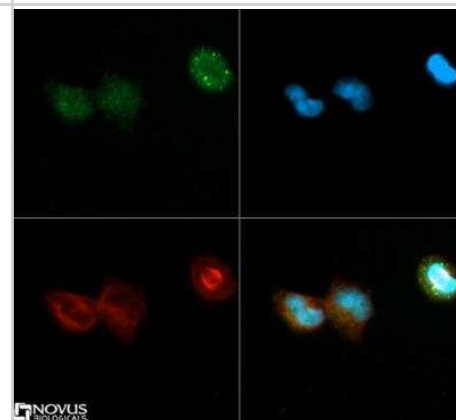


Images

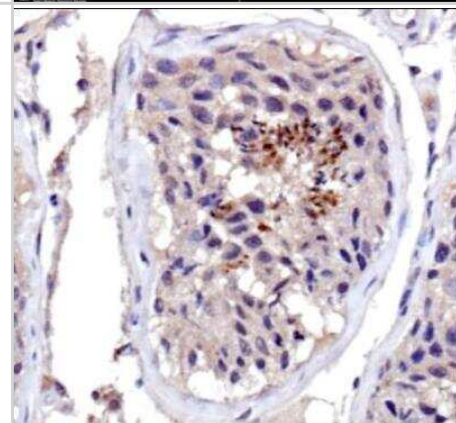
Western Blot: DNMT3A Antibody [NB100-265] - Analysis using NB100-265 to detect overexpressed DNMT3A level in HCT-116 cells. Lane 1: 40 ug of nuclear extract from untreated HCT-116 cells. Lane 2: 40 ug of Nuclear extract from HCT-116 cells overexpressing DNMT3A.



Immunocytochemistry/Immunofluorescence: DNMT3A Antibody [NB100-265] - Dnmt3a antibody was tested in Ntera-2 cells with Dylight 488 (green). Nuclei and beta-tubulin were counterstained with DAPI (blue) and Dylight 550 (red).



Immunohistochemistry: DNMT3A Antibody [NB100-265] - Dnmt3a antibody was tested in human testis using DAB with hematoxylin counterstain.



Publications

Gu H, Gao J, Guo W et al. The expression of DNA methyltransferases3A is specifically downregulated in chorionic villi of early embryo growth arrest cases. *Mol Med Rep.* 2017-07-01 [PMID: 28560437] (Western Blot, Human)

Xie Z, Wang Q, Hu S. Coordination of PRKCA/PRKCA-AS1 interplay facilitates DNA methyltransferase 1 recruitment on DNA methylation to affect protein kinase C alpha transcription in mitral valve of rheumatic heart disease *Bioengineered* 2021-09-06 [PMID: 34482802] (Western Blot, Human)

Yang J, Wu R, Li W et al. The triterpenoid corosolic acid blocks transformation and epigenetically reactivates Nrf2 in TRAMP-C1 prostate cells. *Mol. Carcinog.* 2017-12-16 [PMID: 29247555] (Mouse)

Al-Salihi M, Yu M, Burnett DM et al. The depletion of DNA methyltransferase-1 and the epigenetic effects of 5-aza-2'deoxyctidine (decitabine) are differentially regulated by cell cycle progression. *Epigenetics* 2011-08-01 [PMID: 21725200] (Human)

Fanelli M, Caprodossi S, Ricci-Vitiani L et al. Loss of pericentromeric DNA methylation pattern in human glioblastoma is associated with altered DNA methyltransferases expression and involves the stem cell compartment. *Oncogene* 2008-01-10 [PMID: 17653095] (Human)

La Salle S, Trasler JM. Dynamic expression of DNMT3a and DNMT3b isoforms during male germ cell development in the mouse. *Dev Biol* 2006-08-01 [PMID: 16725135] (Mouse)

Selvakumar T, Gjidoda A, Hovde SL, Henry RW. Regulation of human RNA polymerase III transcription by DNMT1 and DNMT3a DNA methyltransferases. *J Biol Chem.* 2012-03-02 [PMID: 22219193] (WB, Human)

Shikauchi Y et al. SALL3 interacts with DNMT3A and shows the ability to inhibit CpG island methylation in hepatocellular carcinoma. *Mol Cell Biol*;29(7):1944-58. 2009-04-01 [PMID: 19139273]

Robert MF, Morin S, Beaulieu N et al. DNMT1 is required to maintain CpG methylation and aberrant gene silencing in human cancer cells. *Nat Genet*;33(1):61-5. 2003-01-01 [PMID: 12496760] (WB, Human)

Beaulieu N et al. An essential role for DNA methyltransferase DNMT3B in cancer cell survival. *J Biol Chem*;277(31):28176-81. 2002-08-02 [PMID: 12015329] (WB, Human)

Kaminsky V, Surova O, Vaculova A, Zhivotovsky B. Combined inhibition of DNA methyltransferase and histone deacetylase restores caspase-8 expression and sensitizes SCLC cells to TRAIL. *Carcinogenesis.* 2011-07-18 [PMID: 21771726]

Reynolds PA et al. Tumor suppressor p16INK4A regulates polycomb-mediated DNA hypermethylation in human mammary epithelial cells. *J Biol Chem*;281(34):24790-802. 2006-08-25 [PMID: 16766534]

More publications at <http://www.novusbio.com/NB100-265>





Novus Biologicals USA

10730 E. Briarwood Avenue
Centennial, CO 80112
USA
Phone: 303.730.1950
Toll Free: 1.888.506.6887
Fax: 303.730.1966
nb-customerservice@bio-techne.com

Bio-Techne Canada

21 Canmotor Ave
Toronto, ON M8Z 4E6
Canada
Phone: 905.827.6400
Toll Free: 855.668.8722
Fax: 905.827.6402
canada.inquires@bio-techne.com

Bio-Techne Ltd

19 Barton Lane
Abingdon Science Park
Abingdon, OX14 3NB, United Kingdom
Phone: (44) (0) 1235 529449
Free Phone: 0800 37 34 15
Fax: (44) (0) 1235 533420
info.EMEA@bio-techne.com

General Contact Information

www.novusbio.com
Technical Support: nb-technical@bio-techne.com
Orders: nb-customerservice@bio-techne.com
General: novus@novusbio.com

Limitations

This product is for research use only and is not approved for use in humans or in clinical diagnosis. Primary Antibodies are guaranteed for 1 year from date of receipt.

For more information on our 100% guarantee, please visit www.novusbio.com/guarantee

Earn gift cards/discounts by submitting a review: www.novusbio.com/reviews/submit/NB100-265

Earn gift cards/discounts by submitting a publication using this product:
www.novusbio.com/publications

