

# Product Datasheet

## MCM6 Antibody - BSA Free

### NB100-251

Unit Size: 100 ul

Store at 4C. Do not freeze.

[www.novusbio.com](http://www.novusbio.com)



[technical@novusbio.com](mailto:technical@novusbio.com)

Protocols, Publications, Related Products, Reviews, Research Tools and Images at:  
[www.novusbio.com/NB100-251](http://www.novusbio.com/NB100-251)

Updated 9/9/2025 v.20.1

Earn rewards for product  
reviews and publications.

Submit a publication at [www.novusbio.com/publications](http://www.novusbio.com/publications)

Submit a review at [www.novusbio.com/reviews/destination/NB100-251](http://www.novusbio.com/reviews/destination/NB100-251)



**NB100-251**

MCM6 Antibody - BSA Free

| Product Information |                                       |
|---------------------|---------------------------------------|
| Unit Size           | 100 ul                                |
| Concentration       | 1.0 mg/ml                             |
| Storage             | Store at 4C. Do not freeze.           |
| Clonality           | Polyclonal                            |
| Preservative        | 0.09% Sodium Azide                    |
| Isotype             | IgG                                   |
| Purity              | Immunogen affinity purified           |
| Buffer              | Tris-Citrate/Phosphate (pH 7.0 - 8.0) |

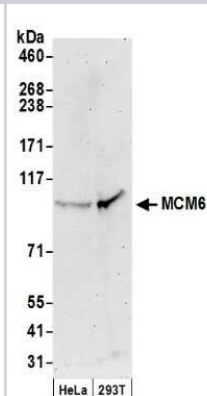
| Product Description |   |
|---------------------|---|
| Description         | Novus Biologicals Goat MCM6 Antibody - BSA Free (NB100-251) is a polyclonal antibody validated for use in IHC and WB. All Novus Biologicals antibodies are covered by our 100% guarantee.                           |
| Host                | Goat  |
| Gene ID             | 4175  |
| Gene Symbol         | MCM6  |
| Species             | Human   |
| Immunogen           | The immunogen recognized by this antibody maps to a region between residue 775 and the C-terminus (residue 821) of human Minichromosome Maintenance 6 using the numbering given in entry NP_005906.2 (GeneID 4175). |

| Product Application Details |   |
|-----------------------------|---|
| Applications                | Western Blot, Immunohistochemistry  |
| Recommended Dilutions       | Western Blot 1:2000-1:10000, Immunohistochemistry                                 |
| Application Notes           | By Western blot, this antibody recognizes bands around 115 kDa representing MCM6. |

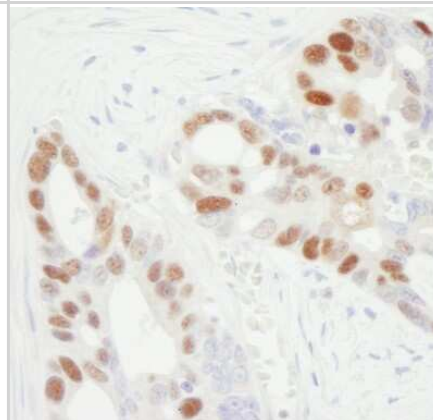


## Images

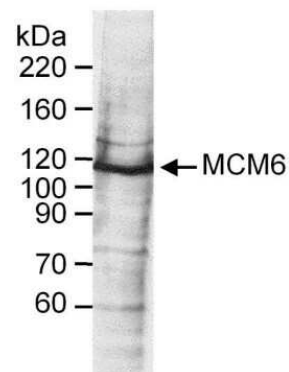
Western Blot: MCM6 Antibody [NB100-251] - Samples: Whole cell lysate (50 ug) from HeLa and 293T cells prepared using NETN lysis buffer. Antibody: Affinity purified goat anti-MCM6 antibody used for WB at 0.1 ug/ml. Detection: Chemiluminescence with an exposure time of 3 minutes.



Immunohistochemistry: MCM6 Antibody [NB100-251] - Sample: FFPE section of human ovarian carcinoma. Antibody: Affinity purified goat anti-MCM6 used at a dilution of 1:1,000 (1ug/ml). Detection: DAB



Western Blot: MCM6 Antibody [NB100-251] - Whole cell lysate (60 ug) from HeLa cells. Antibody used at 0.25 ug/ml.





### **Novus Biologicals USA**

10730 E. Briarwood Avenue  
Centennial, CO 80112  
USA  
Phone: 303.730.1950  
Toll Free: 1.888.506.6887  
Fax: 303.730.1966  
nb-customerservice@bio-techne.com

### **Bio-Techne Canada**

21 Canmotor Ave  
Toronto, ON M8Z 4E6  
Canada  
Phone: 905.827.6400  
Toll Free: 855.668.8722  
Fax: 905.827.6402  
canada.inquires@bio-techne.com

### **Bio-Techne Ltd**

19 Barton Lane  
Abingdon Science Park  
Abingdon, OX14 3NB, United Kingdom  
Phone: (44) (0) 1235 529449  
Free Phone: 0800 37 34 15  
Fax: (44) (0) 1235 533420  
info.EMEA@bio-techne.com

### **General Contact Information**

[www.novusbio.com](http://www.novusbio.com)  
Technical Support: nb-technical@bio-techne.com  
Orders: nb-customerservice@bio-techne.com  
General: novus@novusbio.com

### **Products Related to NB100-251**

|                 |  |
|-----------------|--|
| NB800-PC1       | HeLa Whole Cell Lysate   |
| HAF017          | Rabbit anti-Goat IgG Secondary Antibody [HRP (Horseradish Peroxidase)] |
| HAF109          | Donkey anti-Goat IgG Secondary Antibody [HRP (Horseradish Peroxidase)] |
| NB410-28088-1mg | Goat IgG Isotype Control   |

### **Limitations**

This product is for research use only and is not approved for use in humans or in clinical diagnosis. Primary Antibodies are guaranteed for 1 year from date of receipt.

For more information on our 100% guarantee, please visit [www.novusbio.com/guarantee](http://www.novusbio.com/guarantee)

Earn gift cards/discounts by submitting a review: [www.novusbio.com/reviews/submit/NB100-251](http://www.novusbio.com/reviews/submit/NB100-251)

Earn gift cards/discounts by submitting a publication using this product:  
[www.novusbio.com/publications](http://www.novusbio.com/publications)



