

# Product Datasheet

## mu Opioid R/OPRM1 Antibody

### NB100-1620

Unit Size: 0.05 ml

Store at -20C. Avoid freeze-thaw cycles.

[www.novusbio.com](http://www.novusbio.com)



[technical@novusbio.com](mailto:technical@novusbio.com)

**Publications: 5**

Protocols, Publications, Related Products, Reviews, Research Tools and Images at:  
[www.novusbio.com/NB100-1620](http://www.novusbio.com/NB100-1620)

Updated 10/30/2023 v.20.1

**Earn rewards for product reviews and publications.**

Submit a publication at [www.novusbio.com/publications](http://www.novusbio.com/publications)

Submit a review at [www.novusbio.com/reviews/destination/NB100-1620](http://www.novusbio.com/reviews/destination/NB100-1620)



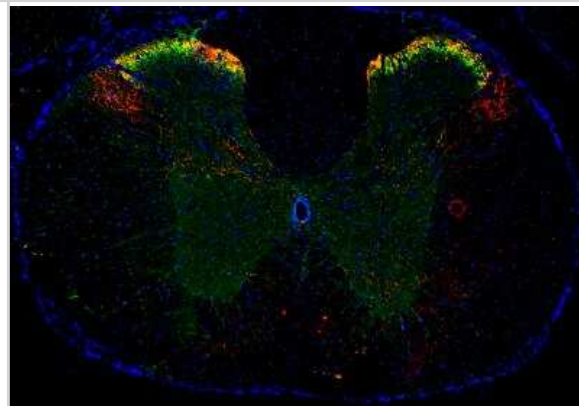
**NB100-1620**

mu Opioid R/OPRM1 Antibody

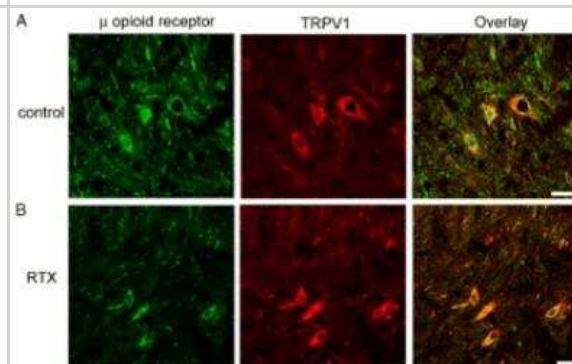
<b>Product Information</b>	
<b>Unit Size</b>	0.05 ml
<b>Concentration</b>	This product is unpurified. The exact concentration of antibody is not quantifiable.
<b>Storage</b>	Store at -20C. Avoid freeze-thaw cycles.
<b>Clonality</b>	Polyclonal
<b>Preservative</b>	0.05% Sodium Azide
<b>Isotype</b>	IgG
<b>Purity</b>	Unpurified
<b>Buffer</b>	Whole antisera
<b>Product Description</b>	
<b>Host</b>	Rabbit
<b>Gene ID</b>	4988
<b>Gene Symbol</b>	OPRM1
<b>Species</b>	Human, Mouse, Rat, Primate
<b>Reactivity Notes</b>	Rat reactivity reported in scientific literature (PMID:32807797).
<b>Specificity/Sensitivity</b>	Mu Opioid Receptor
<b>Immunogen</b>	Synthetic peptide: NHQLENLEAETAPLP, corresponding to C terminal amino acids 384-398 of Rat Mu Opioid Receptor.
<b>Product Application Details</b>	
<b>Applications</b>	Western Blot, Immunocytochemistry/ Immunofluorescence, Immunohistochemistry, Immunohistochemistry-Frozen
<b>Recommended Dilutions</b>	Western Blot 1:500 - 1:1000, Immunohistochemistry 1:100 - 1:2000, Immunocytochemistry/ Immunofluorescence 1:100 - 1:2000, Immunohistochemistry-Frozen
<b>Application Notes</b>	Dilutions listed only as a recommendation. Optimal dilution should be determined by investigator.

## Images

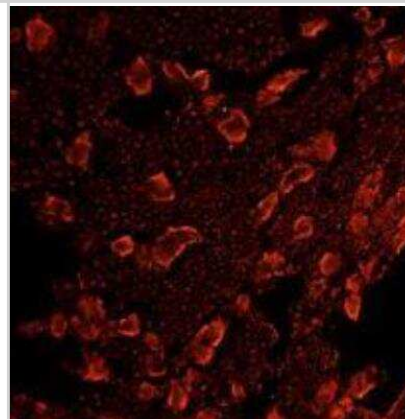
Immunohistochemistry-Frozen: mu Opioid R/OPRM1 Antibody [NB100-1620] - Opioid R/OPRM1 (green) and Substance P (red) were detected in frozen mouse spinal cord and DRG tissue by fluorescent multiplex IHC. Mu Opioid R/OPRM1 Antibody (NB100-1620), used at 1:100, and Substance P Antibody (NB100-65219), used at 1:50, were applied to the tissue and simultaneously incubated at 4C overnight. Anti-Rabbit Alexa Fluor(R) 488-conjugated secondary antibody and anti-Rat NL557-conjugated secondary antibody (NL013) were applied to the tissue, and simultaneously incubated at room temperature, protected from light for 1 hour. Coverslips were applied to the tissue slide along with mounting media containing DAPI (blue) and imaged using a 4X objective lens.



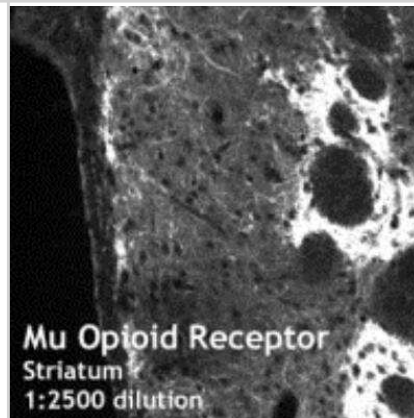
Immunocytochemistry/Immunofluorescence: mu Opioid R/OPRM1 Antibody [NB100-1620] - Labeling showing the presence of a subpopulation of spinal lamina II neurons that contained both u opioid receptor (green) and TRPV1 (red) immunoreactivity in a vehicle (A)- and a RTX (B)-treated rats. Scale bar, 20 um. More information found: J Neurophysiol 95: 3086-3096, 2006. First published February 8, 2006; doi:10.1152/jn.01343.2005 0022-3077



Immunocytochemistry/Immunofluorescence: mu Opioid R/OPMR1 Antibody [NB100-1620] - Staining of Rat DRG.



Immunohistochemistry: mu Opioid R/OPMR1 Antibody [NB100-1620] - Striatum



## Publications

Ronstrom JW, Johnson NL, Jones ST et al. Opioid-Induced Reductions in Amygdala Lateral Paracapsular GABA Neuron Circuit Activity International Journal of Molecular Sciences 2023-01-18 [PMID: 36768252]

Zhao Y, Ren X, Li F et al. P2Y1 receptor in the colonic submucosa of rats and its association with opioid induced constipation Experimental and Therapeutic Medicine 2022-12-13 [PMID: 36605532] (WB, Rat)

Subramaniyam S, Yang S, Diallo BN et al. Oral Phyto-thymol ameliorates the stress induced IBS symptoms Sci Rep 2020-08-17 [PMID: 32807797] (IHC-Fr, Rat)

Jiao X, Wang X, Wang R et al. Rules to activate CD8+T cells through regulating subunits of opioid receptors by methionine enkephalin (MENk). Int. Immunopharmacol. 2018-10-02 [PMID: 30290369] (WB, Mouse)

Vassoler FM, Wright SJ, Byrnes EM. Exposure to opiates in female adolescents alters mu opiate receptor expression and increases the rewarding effects of morphine in future offspring. Neuropharmacology. 2015-12-15 [PMID: 26700246] (WB, Rat)

### Details:

mu Opioid R/OPMR1 antibody was used in WB assays for detecting the Mu Opioid Receptor /MOR expression in the Nac / nucleus accumbens (Fig. 5, Panel A) and VTA/ventral tegmental area of P60 rats (Fig. 5, Panel B).





### **Novus Biologicals USA**

10730 E. Briarwood Avenue  
Centennial, CO 80112  
USA  
Phone: 303.730.1950  
Toll Free: 1.888.506.6887  
Fax: 303.730.1966  
nb-customerservice@bio-techne.com

### **Bio-Techne Canada**

21 Canmotor Ave  
Toronto, ON M8Z 4E6  
Canada  
Phone: 905.827.6400  
Toll Free: 855.668.8722  
Fax: 905.827.6402  
canada.inquires@bio-techne.com

### **Bio-Techne Ltd**

19 Barton Lane  
Abingdon Science Park  
Abingdon, OX14 3NB, United Kingdom  
Phone: (44) (0) 1235 529449  
Free Phone: 0800 37 34 15  
Fax: (44) (0) 1235 533420  
info.EMEA@bio-techne.com

### **General Contact Information**

www.novusbio.com  
Technical Support: nb-technical@bio-techne.com  
Orders: nb-customerservice@bio-techne.com  
General: novus@novusbio.com

### **Limitations**

This product is for research use only and is not approved for use in humans or in clinical diagnosis. Primary Antibodies are guaranteed for 1 year from date of receipt.

For more information on our 100% guarantee, please visit [www.novusbio.com/guarantee](http://www.novusbio.com/guarantee)

Earn gift cards/discounts by submitting a review: [www.novusbio.com/reviews/submit/NB100-1620](http://www.novusbio.com/reviews/submit/NB100-1620)

Earn gift cards/discounts by submitting a publication using this product:  
[www.novusbio.com/publications](http://www.novusbio.com/publications)

