

Product Datasheet

RPA2 Antibody (12F3.3) - Azide and BSA Free NB100-158

Unit Size: 0.1 ml

Store at 4C short term. Aliquot and store at -20C long term. Avoid freeze-thaw cycles.

www.novusbio.com



technical@novusbio.com

Publications: 3

Protocols, Publications, Related Products, Reviews, Research Tools and Images at:
www.novusbio.com/NB100-158

Updated 2/21/2025 v.20.1

Earn rewards for product
reviews and publications.

Submit a publication at www.novusbio.com/publications

Submit a review at www.novusbio.com/reviews/destination/NB100-158



NB100-158

RPA2 Antibody (12F3.3) - Azide and BSA Free

Product Information	
Unit Size	0.1 ml
Concentration	Concentrations vary lot to lot. See vial label for concentration. If unlisted please contact technical services.
Storage	Store at 4C short term. Aliquot and store at -20C long term. Avoid freeze-thaw cycles.
Clonality	Monoclonal
Clone	12F3.3
Preservative	No Preservative
Isotype	IgG2a
Purity	Protein G purified
Buffer	PBS
Target Molecular Weight	29 kDa

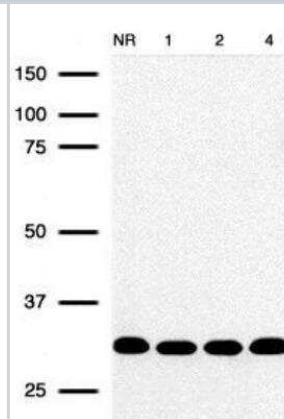
Product Description	
Host	Mouse
Gene ID	6118
Gene Symbol	RPA2
Species	Human, Mouse
Reactivity Notes	Please note that this antibody is reactive to Mouse and derived from the same host, Mouse. Mouse-On-Mouse blocking reagent may be needed for IHC and ICC experiments to reduce high background signal. You can find these reagents under catalog numbers PK-2200-NB and MP-2400-NB. Please contact Technical Support if you have any questions.
Immunogen	Full-length human RPA-32 expressed in E. coli.

Product Application Details	
Applications	Western Blot, Immunocytochemistry/ Immunofluorescence, Immunoprecipitation, Chromatin Immunoprecipitation (ChIP)
Recommended Dilutions	Western Blot 1:500-1:3000, Immunocytochemistry/ Immunofluorescence 1:100-1:1000, Immunoprecipitation, Chromatin Immunoprecipitation (ChIP)
Application Notes	For IP: Use at an assay dependent dilution. Use in chromatin immunoprecipitation reported in scientific literature (PMID: 31390554).

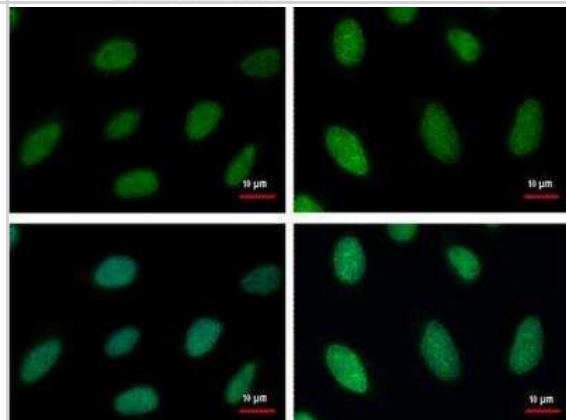


Images

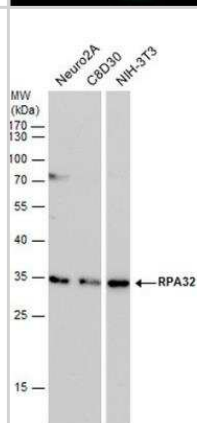
Western Blot: RPA2 Antibody (12F3.3) [NB100-158] - HeLa (IR treated) whole cell extract. No radiation, 1hr, 2hr, and 4hr exposure corresponding to lanes 1 through 4 respectively.



Immunocytochemistry/Immunofluorescence: RPA2 Antibody (12F3.3) [NB100-158] - 2mM hydroxyurea treated (right) or untreated (left) HeLa cells were fixed in ice-cold MeOH for 5 min. Green: RPA32 protein stained by RPA32 antibody [12F3.3] Blue: Hoechst 33342 staining.



Western Blot: RPA2 Antibody (12F3.3) [NB100-158] - Various whole cell extracts (30 ug) were separated by 12 % SDS-PAGE, and blotted with RPA32 antibody diluted by 1:500



Publications

Sundaravinayagam Devakumar, Rahjouei Ali, Andreani Matteo et al. 53BP1 Supports Immunoglobulin Class Switch Recombination Independently of Its DNA Double-Strand Break End Protection Function. Cell Reports 2019-08-06 [PMID: 31390554] (Chemotaxis, Mouse)

Yoshihara T, Ishida M, Kinomura A et al. XRCC3 deficiency results in a defect in recombination and increased endoreduplication in human cells. EMBO J 2004-02-01 [PMID: 14749735] (Human)

Salas TR, Petrusseva I, Lavrik O et al. Evidence for direct contact between the RPA3 subunit of the human replication protein A single-strand DNA. Nucleic Acids Res 37(1):38-46. 2009-01-01 [PMID: 19010961]



Novus Biologicals USA

10730 E. Briarwood Avenue
Centennial, CO 80112
USA
Phone: 303.730.1950
Toll Free: 1.888.506.6887
Fax: 303.730.1966
nb-customerservice@bio-techne.com

Bio-Techne Canada

21 Canmotor Ave
Toronto, ON M8Z 4E6
Canada
Phone: 905.827.6400
Toll Free: 855.668.8722
Fax: 905.827.6402
canada.inquires@bio-techne.com

Bio-Techne Ltd

19 Barton Lane
Abingdon Science Park
Abingdon, OX14 3NB, United Kingdom
Phone: (44) (0) 1235 529449
Free Phone: 0800 37 34 15
Fax: (44) (0) 1235 533420
info.EMEA@bio-techne.com

General Contact Information

www.novusbio.com
Technical Support: nb-technical@bio-techne.com
Orders: nb-customerservice@bio-techne.com
General: novus@novusbio.com

Products Related to NB100-158

HAF007	Goat anti-Mouse IgG Secondary Antibody [HRP]
NB720-B	Rabbit anti-Mouse IgG (H+L) Secondary Antibody [Biotin]
NBP1-96778	Mouse IgG2a Isotype Control (M2A)
NBP1-50878-0.05mg	Recombinant Human RPA2 His Protein

Limitations

This product is for research use only and is not approved for use in humans or in clinical diagnosis. Primary Antibodies are guaranteed for 1 year from date of receipt.

For more information on our 100% guarantee, please visit www.novusbio.com/guarantee

Earn gift cards/discounts by submitting a review: www.novusbio.com/reviews/submit/NB100-158

Earn gift cards/discounts by submitting a publication using this product:
www.novusbio.com/publications

