

# Product Datasheet

## ORP1 Antibody NB100-1331

Unit Size: 0.1 mg

Store at -20C. Avoid freeze-thaw cycles.

[www.novusbio.com](http://www.novusbio.com)



[technical@novusbio.com](mailto:technical@novusbio.com)

### Publications: 3

Protocols, Publications, Related Products, Reviews, Research Tools and Images at:  
[www.novusbio.com/NB100-1331](http://www.novusbio.com/NB100-1331)

Updated 9/9/2025 v.20.1

Earn rewards for product  
reviews and publications.

Submit a publication at [www.novusbio.com/publications](http://www.novusbio.com/publications)

Submit a review at [www.novusbio.com/reviews/destination/NB100-1331](http://www.novusbio.com/reviews/destination/NB100-1331)



**NB100-1331**

## ORP1 Antibody

Product Information	
Unit Size	0.1 mg
Concentration	0.5 mg/ml
Storage	Store at -20C. Avoid freeze-thaw cycles.
Clonality	Polyclonal
Preservative	0.02% Sodium Azide
Isotype	IgG
Purity	Immunogen affinity purified
Buffer	Tris saline (20 mM Tris pH 7.3, 150 mM NaCl), 0.5% BSA

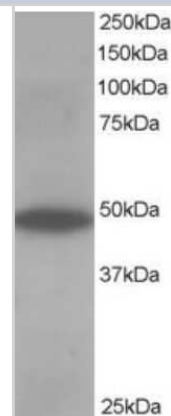
Product Description	
Description	Novus Biologicals Goat ORP1 Antibody (NB100-1331) is a polyclonal antibody validated for use in IHC, WB and ELISA. Anti-ORP1 Antibody: Cited in 3 publications. All Novus Biologicals antibodies are covered by our 100% guarantee.
Host	Goat
Gene ID	114876
Gene Symbol	OSBPL1A
Species	Human, Mouse
Reactivity Notes	Mouse reactivity reported in scientific literature (PMID: 22241858).
Specificity/Sensitivity	This antibody is expected to recognise both reported human isoforms of this protein.
Immunogen	Peptide with sequence C-YWDRNYFNLPDIY corresponding to C-Terminus according to NP_542164.2.

Product Application Details	
Applications	Western Blot, Immunohistochemistry-Paraffin, Immunohistochemistry, Peptide ELISA
Recommended Dilutions	Western Blot 0.5-2 ug/ml, Immunohistochemistry, Immunohistochemistry-Paraffin 5 ug/ml, Peptide ELISA Detection limit 1:16000
Application Notes	Western blot: Approx 48kDa band observed in Human Muscle lysate (predicted MW of 50kDa according to NP_060500). IHC: Paraffin embedded Human Brain (Cerebellum) and Human Skeletal Muscle.

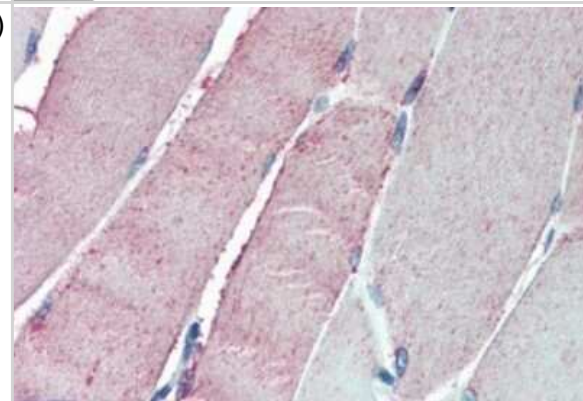


## Images

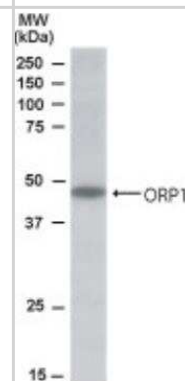
Western Blot: ORP1 Antibody [NB100-1331] - (0.5ug/ml) of Human Muscle lysate (RIPA buffer, 35ug total protein per lane). Primary incubated for 1 hour. Detected by chemiluminescence.



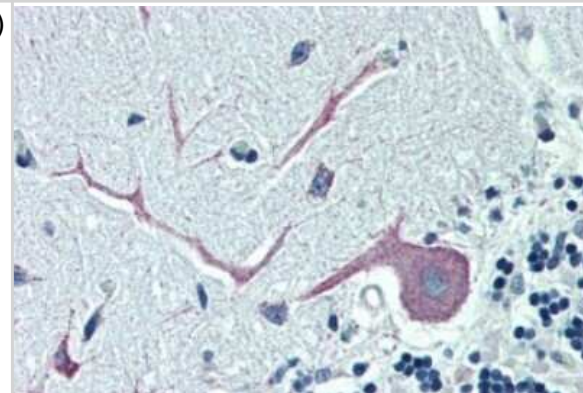
Immunohistochemistry-Paraffin: ORP1 Antibody [NB100-1331] - (5ug/ml) staining of paraffin embedded Human Skeletal Muscle. Steamed antigen retrieval with citrate buffer pH 6, AP-staining.



Western Blot: ORP1 Antibody [NB100-1331] - Analysis of ORP1 in Human Muscle lysate using NB100-1331 at 0.5 ug/ ml. Primary incubated for 1 hour. Detected by western blot using chemiluminescence.



Immunohistochemistry-Paraffin: ORP1 Antibody [NB100-1331] - (5ug/ml) staining of paraffin embedded Human Cerebellum. Steamed antigen retrieval with citrate buffer pH 6, AP-staining.



## Publications

Lehto M, Laitinen S, Chinetti G et al. The OSBP-related protein family in humans. J Lipid Res 2001-08-01 [PMID: 11483621]

Shah, AH et al. Adenovirus RID{alpha} regulates endosome maturation by mimicking GTP-Rab7 J Cell Biol 2007-01-01 [PMID: 18039930] (WB)

### Details:

This citation used the FITC version of this antibody.

Storey SM, McIntosh AL, Huang H et al. Intracellular cholesterol-binding proteins enhance HDL-mediated cholesterol uptake in cultured primary mouse hepatocytes Am J Physiol Gastrointest Liver Physiol 2012-04-15 [PMID: 22241858] (WB, Mouse)





### **Novus Biologicals USA**

10730 E. Briarwood Avenue  
Centennial, CO 80112  
USA  
Phone: 303.730.1950  
Toll Free: 1.888.506.6887  
Fax: 303.730.1966  
nb-customerservice@bio-techne.com

### **Bio-Techne Canada**

21 Canmotor Ave  
Toronto, ON M8Z 4E6  
Canada  
Phone: 905.827.6400  
Toll Free: 855.668.8722  
Fax: 905.827.6402  
canada.inquires@bio-techne.com

### **Bio-Techne Ltd**

19 Barton Lane  
Abingdon Science Park  
Abingdon, OX14 3NB, United Kingdom  
Phone: (44) (0) 1235 529449  
Free Phone: 0800 37 34 15  
Fax: (44) (0) 1235 533420  
info.EMEA@bio-techne.com

### **General Contact Information**

[www.novusbio.com](http://www.novusbio.com)  
Technical Support: nb-technical@bio-techne.com  
Orders: nb-customerservice@bio-techne.com  
General: novus@novusbio.com

### **Products Related to NB100-1331**

---

NB820-59253	Human Skeletal Muscle Whole Tissue Lysate (Adult Whole Normal)
HAF017	Rabbit anti-Goat IgG Secondary Antibody [HRP (Horseradish Peroxidase)]
HAF109	Donkey anti-Goat IgG Secondary Antibody [HRP (Horseradish Peroxidase)]
NB410-28088-1mg	Goat IgG Isotype Control

---

### **Limitations**

This product is for research use only and is not approved for use in humans or in clinical diagnosis. Primary Antibodies are guaranteed for 1 year from date of receipt.

For more information on our 100% guarantee, please visit [www.novusbio.com/guarantee](http://www.novusbio.com/guarantee)

Earn gift cards/discounts by submitting a review: [www.novusbio.com/reviews/submit/NB100-1331](http://www.novusbio.com/reviews/submit/NB100-1331)

Earn gift cards/discounts by submitting a publication using this product:  
[www.novusbio.com/publications](http://www.novusbio.com/publications)



