

Product Datasheet

TRIM72 Antibody (2B8) - Azide and BSA Free H00493829-M04

Unit Size: 0.1 mg

Aliquot and store at -20C or -80C. Avoid freeze-thaw cycles.

www.novusbio.com



technical@novusbio.com

Publications: 1

Protocols, Publications, Related Products, Reviews, Research Tools and Images at:
www.novusbio.com/H00493829-M04

Updated 9/9/2025 v.20.1

Earn rewards for product
reviews and publications.

Submit a publication at www.novusbio.com/publications

Submit a review at www.novusbio.com/reviews/destination/H00493829-M04



H00493829-M04

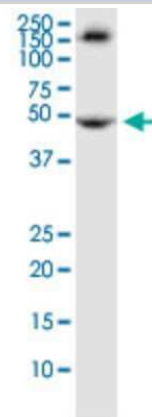
TRIM72 Antibody (2B8) - Azide and BSA Free

Product Information	
Unit Size	0.1 mg
Concentration	Concentrations vary lot to lot. See vial label for concentration. If unlisted please contact technical services.
Storage	Aliquot and store at -20C or -80C. Avoid freeze-thaw cycles.
Clonality	Monoclonal
Clone	2B8
Preservative	No Preservative
Isotype	IgG1 Kappa
Purity	IgG purified
Buffer	In 1x PBS, pH 7.4
Product Description	
Description	Novus Biologicals Mouse TRIM72 Antibody (2B8) - Azide and BSA Free (H00493829-M04) is a monoclonal antibody validated for use in WB, ELISA and IP. Anti-TRIM72 Antibody: Cited in 1 publication. All Novus Biologicals antibodies are covered by our 100% guarantee.
Host	Mouse
Gene ID	493829
Gene Symbol	TRIM72
Species	Human
Specificity/Sensitivity	LOC493829 - similar to tripartite motif-containing 4 (2B8)
Immunogen	TRIM72 (NP_001008275.1, 378 a.a. ~ 477 a.a) partial recombinant protein with GST tag. MW of the GST tag alone is 26 KDa. QGLWLLGLREGKILEAHVEAKEPRALRSPERRPTRIGLYLSFGDGVLSFYDASD ADALVPLFAFHERLPRPVYPFFDVCWHDKGKNAQPLLLVGPEGAEA
Notes	This product is produced by and distributed for Abnova, a company based in Taiwan.
Product Application Details	
Applications	Western Blot, ELISA, Immunoprecipitation, Sandwich ELISA
Recommended Dilutions	Western Blot, ELISA, Immunoprecipitation, Sandwich ELISA
Application Notes	This product is useful for ELISA.

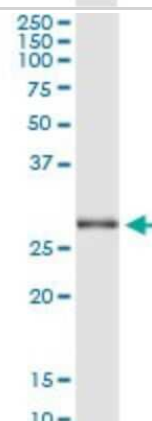


Images

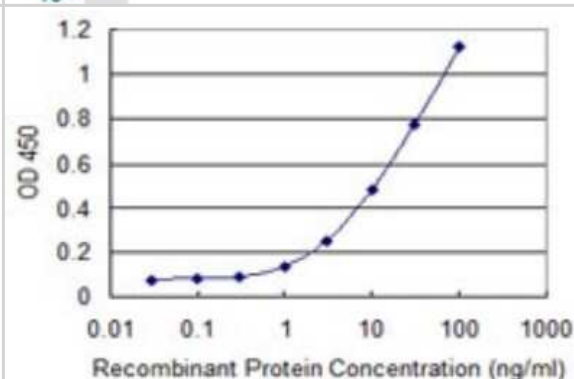
Western Blot: TRIM72 Antibody (2B8) [H00493829-M04] - Analysis of TRIM72 expression in HepG2.



Immunoprecipitation: TRIM72 Antibody (2B8) [H00493829-M04] - Analysis of TRIM72 transfected lysate using anti-TRIM72 monoclonal antibody and Protein A Magnetic Bead, and immunoblotted with TRIM72 rabbit polyclonal antibody.



Sandwich ELISA: TRIM72 Antibody (2B8) [H00493829-M04] - Detection limit for recombinant GST tagged TRIM72 is 0.3 ng/ml as a capture antibody.



Publications

Lemckert FA, Bournazos A, Eckert DM et al. Lack of MG53 in human heart precludes utility as a biomarker of myocardial injury or endogenous cardioprotective factor. Cardiovasc Res 2016-05-15 [PMID: 26790476]



Novus Biologicals USA

10730 E. Briarwood Avenue
Centennial, CO 80112
USA
Phone: 303.730.1950
Toll Free: 1.888.506.6887
Fax: 303.730.1966
nb-customerservice@bio-techne.com

Bio-Techne Canada

21 Canmotor Ave
Toronto, ON M8Z 4E6
Canada
Phone: 905.827.6400
Toll Free: 855.668.8722
Fax: 905.827.6402
canada.inquires@bio-techne.com

Bio-Techne Ltd

19 Barton Lane
Abingdon Science Park
Abingdon, OX14 3NB, United Kingdom
Phone: (44) (0) 1235 529449
Free Phone: 0800 37 34 15
Fax: (44) (0) 1235 533420
info.EMEA@bio-techne.com

General Contact Information

www.novusbio.com
Technical Support: nb-technical@bio-techne.com
Orders: nb-customerservice@bio-techne.com
General: novus@novusbio.com

Products Related to H00493829-M04

HAF007	Goat anti-Mouse IgG Secondary Antibody [HRP]
NB720-B	Rabbit anti-Mouse IgG (H+L) Secondary Antibody [Biotin]
NBP1-43319-0.5mg	Mouse IgG1 Kappa Isotype Control (P3.6.2.8.1)
H00493829-P01-10ug	Recombinant Human TRIM72 GST (N-Term) Protein

Limitations

This product is for research use only and is not approved for use in humans or in clinical diagnosis. Primary Antibodies are guaranteed for 1 year from date of receipt.

For more information on our 100% guarantee, please visit www.novusbio.com/guarantee

Earn gift cards/discounts by submitting a review: www.novusbio.com/reviews/submit/H00493829-M04

Earn gift cards/discounts by submitting a publication using this product:
www.novusbio.com/publications

