

# Product Datasheet

## IFN-epsilon Antibody (3B8) - Azide and BSA Free H00338376-M01

Unit Size: 0.1 mg

Aliquot and store at -20C or -80C. Avoid freeze-thaw cycles.

[www.novusbio.com](http://www.novusbio.com)



[technical@novusbio.com](mailto:technical@novusbio.com)

Protocols, Publications, Related Products, Reviews, Research Tools and Images at:  
[www.novusbio.com/H00338376-M01](http://www.novusbio.com/H00338376-M01)

Updated 2/21/2025 v.20.1

Earn rewards for product  
reviews and publications.

Submit a publication at [www.novusbio.com/publications](http://www.novusbio.com/publications)

Submit a review at [www.novusbio.com/reviews/destination/H00338376-M01](http://www.novusbio.com/reviews/destination/H00338376-M01)



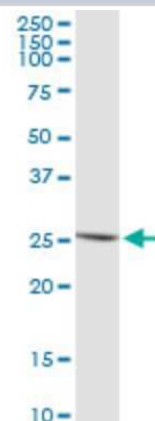
**H00338376-M01**

IFN-epsilon Antibody (3B8) - Azide and BSA Free

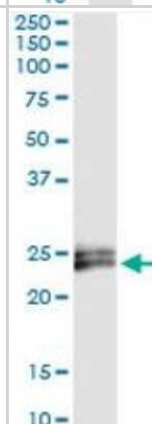
Product Information	
Unit Size	0.1 mg
Concentration	This product is unpurified. The exact concentration of antibody is not quantifiable.
Storage	Aliquot and store at -20C or -80C. Avoid freeze-thaw cycles.
Clonality	Monoclonal
Clone	3B8
Preservative	No Preservative
Isotype	IgG2a Kappa
Purity	Ascites
Buffer	In 1x PBS, pH 7.4
Product Description	
Host	Mouse
Gene ID	338376
Gene Symbol	IFNE
Species	Human
Immunogen	IFNE1 (NP_795372, 109 a.a. ~ 208 a.a) partial recombinant protein with GST tag. MW of the GST tag alone is 26 KDa. FLIQLHQQLEYLEALMGLEAEKLSGTLGSDNLRQLQVKMYFRRIHDYLENQDYST CAWAIVQVEISRCLFFVFSLTEKLSKQGRPLNDMKQELTTEFRSPR
Notes	This product is produced by and distributed for Abnova, a company based in Taiwan.
Product Application Details	
Applications	Western Blot, ELISA, Immunoprecipitation, Sandwich ELISA
Recommended Dilutions	Western Blot 1:100 - 1:2000, ELISA 1:100 - 1:2000, Immunoprecipitation 1:10 - 1:500, Sandwich ELISA

## Images

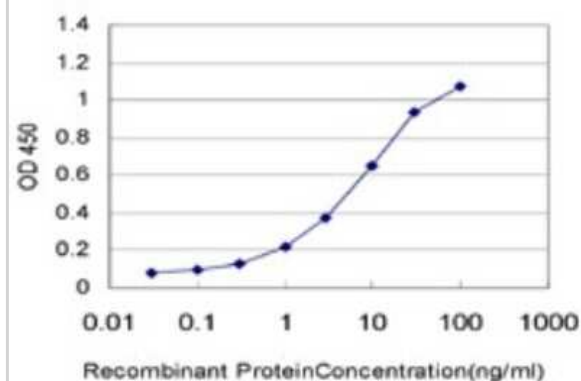
Western Blot: IFNE1 Antibody (3B8) [H00338376-M01] - IFNE1 monoclonal antibody (M01), clone 3B8. Analysis of IFNE expression in human spleen.



Immunoprecipitation: IFNE1 Antibody (3B8) [H00338376-M01] - Immunoprecipitation of IFNE transfected lysate using anti-IFNE monoclonal antibody and Protein A Magnetic Bead (U0007), and immunoblotted with IFNE MaxPab rabbit polyclonal antibody.



Sandwich ELISA: IFNE1 Antibody (3B8) [H00338376-M01] - Detection limit for recombinant GST tagged IFNE1 is approximately 0.3ng/ml as a capture antibody.





### **Novus Biologicals USA**

10730 E. Briarwood Avenue  
Centennial, CO 80112  
USA  
Phone: 303.730.1950  
Toll Free: 1.888.506.6887  
Fax: 303.730.1966  
nb-customerservice@bio-techne.com

### **Bio-Techne Canada**

21 Canmotor Ave  
Toronto, ON M8Z 4E6  
Canada  
Phone: 905.827.6400  
Toll Free: 855.668.8722  
Fax: 905.827.6402  
canada.inquires@bio-techne.com

### **Bio-Techne Ltd**

19 Barton Lane  
Abingdon Science Park  
Abingdon, OX14 3NB, United Kingdom  
Phone: (44) (0) 1235 529449  
Free Phone: 0800 37 34 15  
Fax: (44) (0) 1235 533420  
info.EMEA@bio-techne.com

### **General Contact Information**

[www.novusbio.com](http://www.novusbio.com)  
Technical Support: nb-technical@bio-techne.com  
Orders: nb-customerservice@bio-techne.com  
General: novus@novusbio.com

### **Products Related to H00338376-M01**

HAF007	Goat anti-Mouse IgG Secondary Antibody [HRP]
NB720-B	Rabbit anti-Mouse IgG (H+L) Secondary Antibody [Biotin]
NBP1-96981-0.5mg	Mouse IgG2a Kappa Isotype Control (M2AK)
210-TA-005	TNF-alpha [Unconjugated]

### **Limitations**

This product is for research use only and is not approved for use in humans or in clinical diagnosis. Primary Antibodies are guaranteed for 1 year from date of receipt.

For more information on our 100% guarantee, please visit [www.novusbio.com/guarantee](http://www.novusbio.com/guarantee)

Earn gift cards/discounts by submitting a review: [www.novusbio.com/reviews/submit/H00338376-M01](http://www.novusbio.com/reviews/submit/H00338376-M01)

Earn gift cards/discounts by submitting a publication using this product:  
[www.novusbio.com/publications](http://www.novusbio.com/publications)

