

Product Datasheet

RNase H1 Antibody (5D10) - Azide and BSA Free H00246243-M01

Unit Size: 0.1 mg

Aliquot and store at -20C or -80C. Avoid freeze-thaw cycles.

www.novusbio.com



technical@novusbio.com

Publications: 4

Protocols, Publications, Related Products, Reviews, Research Tools and Images at:
www.novusbio.com/H00246243-M01

Updated 2/21/2025 v.20.1

Earn rewards for product
reviews and publications.

Submit a publication at www.novusbio.com/publications

Submit a review at www.novusbio.com/reviews/destination/H00246243-M01



H00246243-M01

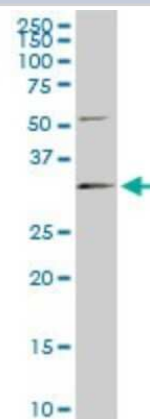
RNase H1 Antibody (5D10) - Azide and BSA Free

Product Information	
Unit Size	0.1 mg
Concentration	Concentrations vary lot to lot. See vial label for concentration. If unlisted please contact technical services.
Storage	Aliquot and store at -20C or -80C. Avoid freeze-thaw cycles.
Clonality	Monoclonal
Clone	5D10
Preservative	No Preservative
Isotype	IgG2a Kappa
Purity	IgG purified
Buffer	In 1x PBS, pH 7.4
Product Description	
Host	Mouse
Gene ID	246243
Gene Symbol	RNASEH1
Species	Human, Rat
Specificity/Sensitivity	RNASEH1 - ribonuclease H1
Immunogen	RNASEH1 (NP_002927, 189 a.a. ~ 286 a.a) partial recombinant protein with GST tag. MW of the GST tag alone is 26 KDa. AACKAIEQAKTQNINKLVLYTDSMFTINGITNWWVQGWKKNGWKTSAGKEVINKE DFVALERLTQGMDIQWMHVPGHSGFIGNEEADRLAREGAKQSED
Notes	This product is produced by and distributed for Abnova, a company based in Taiwan.
Product Application Details	
Applications	Western Blot, ELISA
Recommended Dilutions	Western Blot 1:500, ELISA 1:100-1:2000
Application Notes	Antibody reactive against cell lysate and recombinant protein for western blot. It has also been used for ELISA.



Images

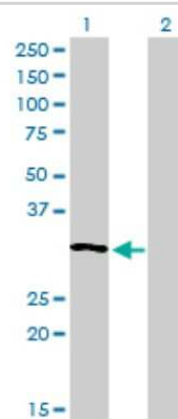
Western Blot: RNase H1 Antibody (5D10) [H00246243-M01] - RNASEH1 monoclonal antibody (M01), clone 5D10. Analysis of RNASEH1 expression in PC-12.



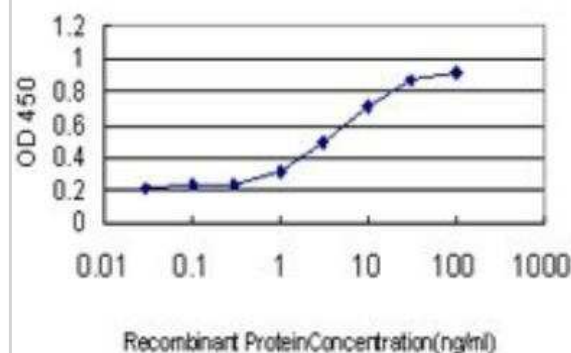
Western Blot: RNase H1 Antibody (5D10) [H00246243-M01] - RNASEH1 monoclonal antibody (M01), clone 5D10 Analysis of RNASEH1 expression in HeLa.



Western Blot: RNase H1 Antibody (5D10) [H00246243-M01] - Analysis of RNASEH1 expression in transfected 293T cell line by RNASEH1 monoclonal antibody (M01), clone 5D10. Lane 1: RNASEH1 transfected lysate (32.1 KDa). Lane 2: Non-transfected lysate.



ELISA: RNase H1 Antibody (5D10) [H00246243-M01] - Detection limit for recombinant GST tagged RNASEH1 is approximately 0.03ng/ml as a capture antibody.



Publications

Wood M, Quinet A, Lin YL et al. TDP-43 dysfunction results in R-loop accumulation and DNA replication defects J Cell Sci 2020-10-30 [PMID: 32989039] (WB)

Parajuli S, Tealsey DC, Murali B et al. Human Ribonuclease H1 resolves R loops and thereby enables progression of the DNA replication fork J. Biol. Chem. 2017-07-17 [PMID: 28717002] (WB, Human)

Woolley CF, Hayes MA, Recent developments in emerging microimmunoassays. Bioanalysis. 2013-01-01 [PMID: 23330564] (Human)

Teasley DC, Parajuli S, Nguyen M, Moore HR. Flap endonuclease 1 limits telomere fragility on the leading strand. JBC Papers in Press. 2015-04-28 [PMID: 25922071] (WB, Human)





Novus Biologicals USA

10730 E. Briarwood Avenue
Centennial, CO 80112
USA
Phone: 303.730.1950
Toll Free: 1.888.506.6887
Fax: 303.730.1966
nb-customerservice@bio-techne.com

Bio-Techne Canada

21 Canmotor Ave
Toronto, ON M8Z 4E6
Canada
Phone: 905.827.6400
Toll Free: 855.668.8722
Fax: 905.827.6402
canada.inquires@bio-techne.com

Bio-Techne Ltd

19 Barton Lane
Abingdon Science Park
Abingdon, OX14 3NB, United Kingdom
Phone: (44) (0) 1235 529449
Free Phone: 0800 37 34 15
Fax: (44) (0) 1235 533420
info.EMEA@bio-techne.com

General Contact Information

www.novusbio.com
Technical Support: nb-technical@bio-techne.com
Orders: nb-customerservice@bio-techne.com
General: novus@novusbio.com

Products Related to H00246243-M01

HAF007	Goat anti-Mouse IgG Secondary Antibody [HRP]
NB720-B	Rabbit anti-Mouse IgG (H+L) Secondary Antibody [Biotin]
NBP1-96981-0.5mg	Mouse IgG2a Kappa Isotype Control (M2AK)
H00246243-P01-2ug	Recombinant Human RNase H1 GST (N-Term) Protein

Limitations

This product is for research use only and is not approved for use in humans or in clinical diagnosis. Primary Antibodies are guaranteed for 1 year from date of receipt.

For more information on our 100% guarantee, please visit www.novusbio.com/guarantee

Earn gift cards/discounts by submitting a review: www.novusbio.com/reviews/submit/H00246243-M01

Earn gift cards/discounts by submitting a publication using this product:
www.novusbio.com/publications

