

Product Datasheet

PRPS1L1 Antibody (5E10) - Azide and BSA Free H00221823-M01

Unit Size: 0.1 mg

Aliquot and store at -20C or -80C. Avoid freeze-thaw cycles.

www.novusbio.com



technical@novusbio.com

Protocols, Publications, Related Products, Reviews, Research Tools and Images at:
www.novusbio.com/H00221823-M01

Updated 2/21/2025 v.20.1

Earn rewards for product
reviews and publications.

Submit a publication at www.novusbio.com/publications

Submit a review at www.novusbio.com/reviews/destination/H00221823-M01



H00221823-M01

PRPS1L1 Antibody (5E10) - Azide and BSA Free

Product Information	
Unit Size	0.1 mg
Concentration	Concentrations vary lot to lot. See vial label for concentration. If unlisted please contact technical services.
Storage	Aliquot and store at -20C or -80C. Avoid freeze-thaw cycles.
Clonality	Monoclonal
Clone	5E10
Preservative	No Preservative
Isotype	IgG3 Kappa
Purity	IgG purified
Buffer	In 1x PBS, pH 7.4

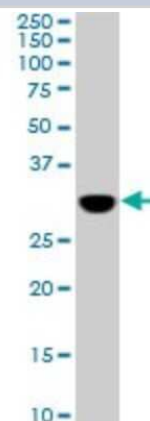
Product Description	
Host	Mouse
Gene ID	221823
Gene Symbol	PRPS1L1
Species	Human, Mouse, Rat
Specificity/Sensitivity	PRPS1L1 - phosphoribosyl pyrophosphate synthetase 1-like 1
Immunogen	PRPS1L1 (NP_787082, 146 a.a. ~ 243 a.a) partial recombinant protein with GST tag. MW of the GST tag alone is 26 KDa. YAEPTVLKWIRENIPEWKNCIIVSPDAGGAKRVTSIADQLNVDFALIHKERKKAN EVDCIVLVGDVNDRVAILVDDMADTCVTICLAADKLLSAGATR
Notes	This product is produced by and distributed for Abnova, a company based in Taiwan.

Product Application Details	
Applications	Western Blot, ELISA
Recommended Dilutions	Western Blot 1:500, ELISA
Application Notes	Antibody reactive against cell lysate and recombinant protein for western blot. It has also been used for ELISA.

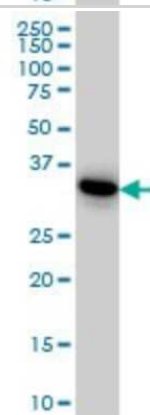


Images

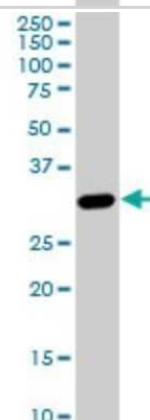
Western Blot: PRPS1L1 Antibody (5E10) [H00221823-M01] - PRPS1L1 monoclonal antibody (M01), clone 5E10. Analysis of PRPS1L1 expression in Raw 264.7.



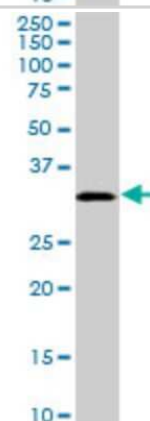
Western Blot: PRPS1L1 Antibody (5E10) [H00221823-M01] - PRPS1L1 monoclonal antibody (M01), clone 5E10. Analysis of PRPS1L1 expression in HeLa.



Western Blot: PRPS1L1 Antibody (5E10) [H00221823-M01] - PRPS1L1 monoclonal antibody (M01), clone 5E10. Analysis of PRPS1L1 expression in PC-12.



Western Blot: PRPS1L1 Antibody (5E10) [H00221823-M01] - PRPS1L1 monoclonal antibody (M01), clone 5E10. Analysis of PRPS1L1 expression in NIH/3T3.



**Novus Biologicals USA**

10730 E. Briarwood Avenue
Centennial, CO 80112
USA
Phone: 303.730.1950
Toll Free: 1.888.506.6887
Fax: 303.730.1966
nb-customerservice@bio-techne.com

Bio-Techne Canada

21 Canmotor Ave
Toronto, ON M8Z 4E6
Canada
Phone: 905.827.6400
Toll Free: 855.668.8722
Fax: 905.827.6402
canada.inquires@bio-techne.com

Bio-Techne Ltd

19 Barton Lane
Abingdon Science Park
Abingdon, OX14 3NB, United Kingdom
Phone: (44) (0) 1235 529449
Free Phone: 0800 37 34 15
Fax: (44) (0) 1235 533420
info.EMEA@bio-techne.com

General Contact Information

www.novusbio.com
Technical Support: nb-technical@bio-techne.com
Orders: nb-customerservice@bio-techne.com
General: novus@novusbio.com

Products Related to H00221823-M01

HAF007	Goat anti-Mouse IgG Secondary Antibody [HRP]
NB720-B	Rabbit anti-Mouse IgG (H+L) Secondary Antibody [Biotin]
NBP1-96978	Mouse IgG3 Kappa Light Chain Isotype Control (MG3K)
H00009689-P01-10ug	Recombinant Human BZW1 GST (N-Term) Protein

Limitations

This product is for research use only and is not approved for use in humans or in clinical diagnosis. Primary Antibodies are guaranteed for 1 year from date of receipt.

For more information on our 100% guarantee, please visit www.novusbio.com/guarantee

Earn gift cards/discounts by submitting a review: www.novusbio.com/reviews/submit/H00221823-M01

Earn gift cards/discounts by submitting a publication using this product:
www.novusbio.com/publications

