

Product Datasheet

MLKL Antibody (3B2) - Azide and BSA Free H00197259-M02

Unit Size: 0.1 mg

Aliquot and store at -20C or -80C. Avoid freeze-thaw cycles.

www.novusbio.com



technical@novusbio.com

Publications: 4

Protocols, Publications, Related Products, Reviews, Research Tools and Images at:
www.novusbio.com/H00197259-M02

Updated 2/21/2025 v.20.1

Earn rewards for product
reviews and publications.

Submit a publication at www.novusbio.com/publications

Submit a review at www.novusbio.com/reviews/destination/H00197259-M02



H00197259-M02

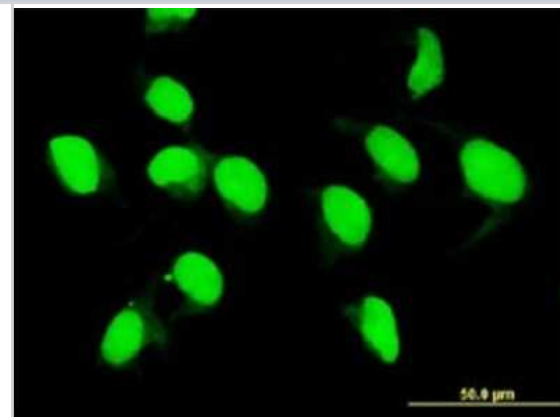
MLKL Antibody (3B2) - Azide and BSA Free

Product Information	
Unit Size	0.1 mg
Concentration	Concentrations vary lot to lot. See vial label for concentration. If unlisted please contact technical services.
Storage	Aliquot and store at -20C or -80C. Avoid freeze-thaw cycles.
Clonality	Monoclonal
Clone	3B2
Preservative	No Preservative
Isotype	IgG2a Kappa
Purity	IgG purified
Buffer	In 1x PBS, pH 7.4
Product Description	
Host	Mouse
Gene ID	197259
Gene Symbol	MLKL
Species	Human
Specificity/Sensitivity	MLKL - mixed lineage kinase domain-like (3B2)
Immunogen	MLKL (NP_689862, 371 a.a. ~ 471 a.a) partial recombinant protein with GST tag. MW of the GST tag alone is 26 KDa.VKSTAYLSPQELEDVFYQYDVKSEIYSFGIVLWEIATGDIPFQGCNSEKIRK LVAVKRQQEPLGEDCPSELREIIDEDECRAHDPSVRPSVDEILKKLSTFSK
Notes	This product is produced by and distributed for Abnova, a company based in Taiwan.
Product Application Details	
Applications	Western Blot, ELISA, Immunocytochemistry/ Immunofluorescence, Immunohistochemistry, Immunohistochemistry-Paraffin
Recommended Dilutions	Western Blot 1:500, ELISA 1:100-1:2000, Immunohistochemistry 1:10-1:500, Immunocytochemistry/ Immunofluorescence 1:10-1:500, Immunohistochemistry-Paraffin 1:10-1:500
Application Notes	Antibody Reactive Against Recombinant Protein with GST tag on ELISA and Western Blot. GST tag alone is used as a negative control.

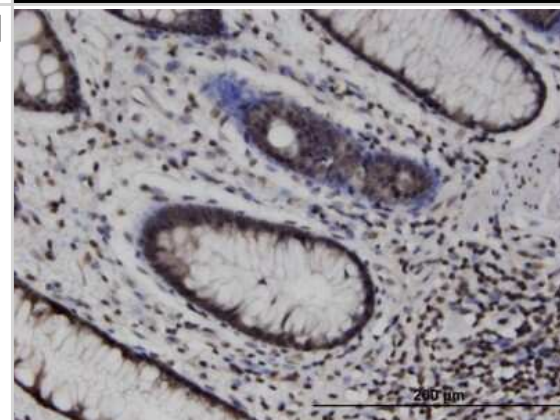


Images

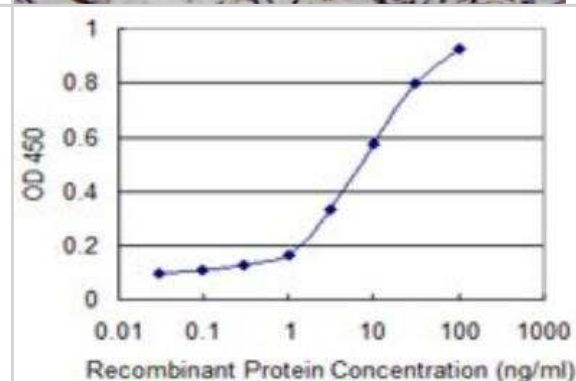
Immunocytochemistry/Immunofluorescence: MLKL Antibody (3B2) [H00197259-M02] - Analysis of monoclonal antibody to MLKL on HeLa cell . Antibody concentration 10 ug/ml.



Immunohistochemistry-Paraffin: MLKL Antibody (3B2) [H00197259-M02] - Analysis of monoclonal antibody to MLKL on formalin-fixed paraffin-embedded human colon. Antibody concentration 3 ug/ml.



ELISA: MLKL Antibody (3B2) [H00197259-M02] - Detection limit for recombinant GST tagged MLKL is 0.3 ng/ml as a capture antibody.



Publications

T Douglas, M Saleh Post-translational Modification of OTULIN Regulates Ubiquitin Dynamics and Cell Death Cell Rep, 2019-12-10;29(11):3652-3663.e5. 2019-12-10 [PMID: 31825842]

Rodrigues de Sousa J, Magno FalcAo LF, Virgolino GL et al. Different cell death mechanisms are involved in leprosy pathogenesis Microbial pathogenesis 2022-04-06 [PMID: 35398215] (IHC-P, Human)

Cho E, Lee JK, Park E et al. Antitumor activity of HPA3P through RIPK3-dependent regulated necrotic cell death in colon cancer. Oncotarget 2018-01-30 [PMID: 29487701]

Ma B, Marcotte D, Paramasivam M et al. ATP-Competitive MLKL Binders Have No Functional Impact on Necroptosis. PLoS ONE. 2016-11-10 [PMID: 27832137] (Human)



Novus Biologicals USA

10730 E. Briarwood Avenue
Centennial, CO 80112
USA
Phone: 303.730.1950
Toll Free: 1.888.506.6887
Fax: 303.730.1966
nb-customerservice@bio-techne.com

Bio-Techne Canada

21 Canmotor Ave
Toronto, ON M8Z 4E6
Canada
Phone: 905.827.6400
Toll Free: 855.668.8722
Fax: 905.827.6402
canada.inquires@bio-techne.com

Bio-Techne Ltd

19 Barton Lane
Abingdon Science Park
Abingdon, OX14 3NB, United Kingdom
Phone: (44) (0) 1235 529449
Free Phone: 0800 37 34 15
Fax: (44) (0) 1235 533420
info.EMEA@bio-techne.com

General Contact Information

www.novusbio.com
Technical Support: nb-technical@bio-techne.com
Orders: nb-customerservice@bio-techne.com
General: novus@novusbio.com

Products Related to H00197259-M02

HAF007	Goat anti-Mouse IgG Secondary Antibody [HRP]
NB720-B	Rabbit anti-Mouse IgG (H+L) Secondary Antibody [Biotin]
NBP1-96981-0.5mg	Mouse IgG2a Kappa Isotype Control (M2AK)
H00197259-Q01-10ug	Recombinant Human MLKL GST (N-Term) Protein

Limitations

This product is for research use only and is not approved for use in humans or in clinical diagnosis. Primary Antibodies are guaranteed for 1 year from date of receipt.

For more information on our 100% guarantee, please visit www.novusbio.com/guarantee

Earn gift cards/discounts by submitting a review: www.novusbio.com/reviews/submit/H00197259-M02

Earn gift cards/discounts by submitting a publication using this product:
www.novusbio.com/publications

