

Product Datasheet

TCEANC Antibody H00170082-B01P

Unit Size: 0.05 mg

Aliquot and store at -20C or -80C. Avoid freeze-thaw cycles.

www.novusbio.com



technical@novusbio.com

Protocols, Publications, Related Products, Reviews, Research Tools and Images at:
www.novusbio.com/H00170082-B01P

Updated 7/19/2020 v.20.1

Earn rewards for product
reviews and publications.

Submit a publication at www.novusbio.com/publications

Submit a review at www.novusbio.com/reviews/destination/H00170082-B01P



H00170082-B01P

TCEANC Antibody

Product Information	
Unit Size	0.05 mg
Concentration	Concentrations vary lot to lot. See vial label for concentration. If unlisted please contact technical services.
Storage	Aliquot and store at -20C or -80C. Avoid freeze-thaw cycles.
Clonality	Polyclonal
Preservative	No Preservative
Isotype	IgG
Purity	Protein A purified
Buffer	PBS (pH 7.4)

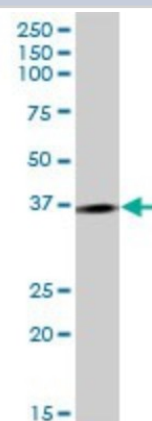
Product Description	
Host	Mouse
Gene ID	170082
Gene Symbol	TCEANC
Species	Human, Rat
Specificity/Sensitivity	MGC17403 - TFS2-M domain-containing protein 1,
Immunogen	MGC17403 (ENSP00000369974, 1 a.a. - 351 a.a.) full-length human protein. MSDKNQIAARASLIEQLMSKRNFEDLGNHLTELETIYVTKEHLQETDVVRAVYR VLKNCPSVALKKKAKCLLSKWKAVYKQTHSKARNSPKLPVVRGNKEENSGPS HDPSQNETLGICSSNSLSSQDVAKLSEMIVPENRAIQLKPKEEHFGDGDPESTG KRSSELLDPTTPMRTKCIELLYAALTSSSTDQPKADLWQNFAREIEEHVFTLYSK NIKKYKTCIRSKVANLKNPRNSHLQQNLLSGTTSPPREFAEMTMEMANKELKQL RASYTESCIQEHYLPQVIDGTQTNKIKCRRCEKYNCKVTVIDRGTLFLPSWVRN SNPDEQMMTYVICNECGEQWYHSKWVCW
Notes	This product is produced by and distributed for Abnova, a company based in Taiwan.

Product Application Details	
Applications	Western Blot
Recommended Dilutions	Western Blot 1:500
Application Notes	Antibody reactive against Recombinant Protein with GST tag on ELISA and Western Blot and also on transfected lysate in western blot. GST tag alone is used as a negative control.

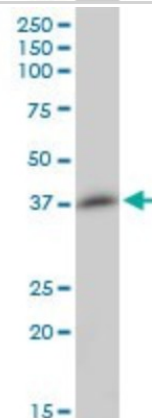


Images

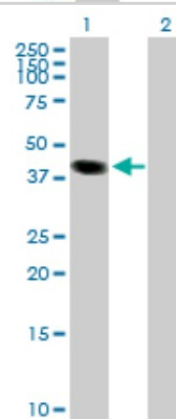
Western Blot: TCEANC Antibody [H00170082-B01P] - Analysis of MGC17403 expression in Jurkat.



Western Blot: TCEANC Antibody [H00170082-B01P] - Analysis of LOC170082 expression in PC-12.



Western Blot: TCEANC Antibody [H00170082-B01P] - Analysis of LOC170082 expression in transfected 293T cell line by LOC170082 polyclonal antibody. Lane 1: MGC17403 transfected lysate(38.61 KDa). Lane 2: Non-transfected lysate.





Novus Biologicals USA

10730 E. Briarwood Avenue
Centennial, CO 80112
USA

Phone: 303.730.1950
Toll Free: 1.888.506.6887
Fax: 303.730.1966
novus@novusbio.com

Bio-Techne Canada

21 Canmotor Ave
Toronto, ON M8Z 4E6
Canada

Phone: 905.827.6400
Toll Free: 855.668.8722
Fax: 905.827.6402
canada.inquires@bio-techne.com

Bio-Techne Ltd

19 Barton Lane
Abingdon Science Park
Abingdon, OX14 3NB, United Kingdom

Phone: (44) (0) 1235 529449
Free Phone: 0800 37 34 15
Fax: (44) (0) 1235 533420
info.EMEA@bio-techne.com

General Contact Information

www.novusbio.com
Technical Support: technical@novusbio.com
Orders: orders@novusbio.com
General: novus@novusbio.com

Products Related to H00170082-B01P

HAF007	Goat anti-Mouse IgG Secondary Antibody [HRP (Horseradish Peroxidase)]
NB720-B	Rabbit anti-Mouse IgG (H+L) Secondary Antibody [Biotin]
NBP1-97019-5mg	Mouse IgG Isotype Control
H00170082-P01-2ug	Recombinant Human TCEANC GST (N-Term) Protein

Limitations

This product is for research use only and is not approved for use in humans or in clinical diagnosis. Primary Antibodies are guaranteed for 1 year from date of receipt.

For more information on our 100% guarantee, please visit www.novusbio.com/guarantee

Earn gift cards/discounts by submitting a review: www.novusbio.com/reviews/submit/H00170082-B01P

Earn gift cards/discounts by submitting a publication using this product:
www.novusbio.com/publications

