

# Product Datasheet

## Myotrophin Antibody - Azide and BSA Free H00136319-B03P

Unit Size: 0.05 mg

Aliquot and store at -20C or -80C. Avoid freeze-thaw cycles.

[www.novusbio.com](http://www.novusbio.com)



[technical@novusbio.com](mailto:technical@novusbio.com)

Protocols, Publications, Related Products, Reviews, Research Tools and Images at:  
[www.novusbio.com/H00136319-B03P](http://www.novusbio.com/H00136319-B03P)

Updated 2/21/2025 v.20.1

Earn rewards for product  
reviews and publications.

Submit a publication at [www.novusbio.com/publications](http://www.novusbio.com/publications)

Submit a review at [www.novusbio.com/reviews/destination/H00136319-B03P](http://www.novusbio.com/reviews/destination/H00136319-B03P)



**H00136319-B03P**


Myotrophin Antibody - Azide and BSA Free

<b>Product Information</b>	
<b>Unit Size</b>	0.05 mg
<b>Concentration</b>	Concentrations vary lot to lot. See vial label for concentration. If unlisted please contact technical services.
<b>Storage</b>	Aliquot and store at -20C or -80C. Avoid freeze-thaw cycles.
<b>Clonality</b>	Polyclonal
<b>Preservative</b>	No Preservative
<b>Isotype</b>	IgG
<b>Purity</b>	Protein A purified
<b>Buffer</b>	PBS (pH 7.4)
<b>Product Description</b>	
<b>Host</b>	Mouse
<b>Gene ID</b>	136319
<b>Gene Symbol</b>	MTPN
<b>Species</b>	Human
<b>Specificity/Sensitivity</b>	Reacts with myotrophin.
<b>Immunogen</b>	MTPN (NP_665807.1, 1 a.a. - 118 a.a.) full-length human protein. MCDKEFMWALKNGDLDEVKDYVAKGEDVNRTLEGGRKPLHYAADCGQLEILE FLLLKGADINAPDKHHITPLLSAVYEGHVSCVKLLLSKGADKTVKGPDGLTAFE TDNQAIKALLQ
<b>Notes</b>	This product is produced by and distributed for Abnova, a company based in Taiwan.
<b>Product Application Details</b>	
<b>Applications</b>	Western Blot, Immunocytochemistry/ Immunofluorescence
<b>Recommended Dilutions</b>	Western Blot 1:100-1:2000, Immunocytochemistry/ Immunofluorescence 1:10-1:500
<b>Application Notes</b>	This antibody is reactive against transfected lysate in western blot, and as a detection antibody in ELISA.

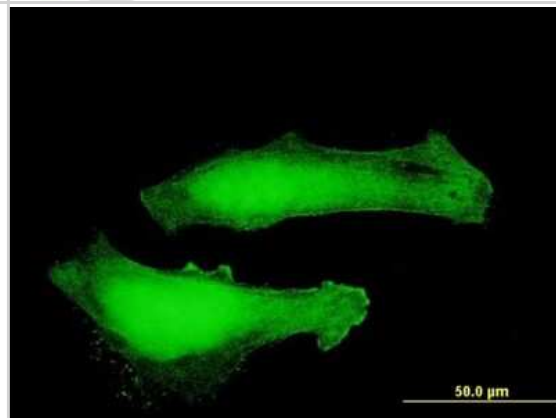


**Images**


Western Blot: Myotrophin Antibody [H00136319-B03P] - Analysis of MTPN expression in Jurkat.



Immunocytochemistry/Immunofluorescence: Myotrophin Antibody [H00136319-B03P] - Analysis of purified antibody to MTPN on HeLa cell. Antibody concentration 10 ug/ml



Western Blot: Myotrophin Antibody [H00136319-B03P] - Analysis of MTPN expression in transfected 293T cell line. Lane 1: MTPN transfected lysate (12.90 KDa). Lane 2: Non-transfected lysate.





### **Novus Biologicals USA**

10730 E. Briarwood Avenue  
Centennial, CO 80112  
USA  
Phone: 303.730.1950  
Toll Free: 1.888.506.6887  
Fax: 303.730.1966  
nb-customerservice@bio-techne.com

### **Bio-Techne Canada**

21 Canmotor Ave  
Toronto, ON M8Z 4E6  
Canada  
Phone: 905.827.6400  
Toll Free: 855.668.8722  
Fax: 905.827.6402  
canada.inquires@bio-techne.com

### **Bio-Techne Ltd**

19 Barton Lane  
Abingdon Science Park  
Abingdon, OX14 3NB, United Kingdom  
Phone: (44) (0) 1235 529449  
Free Phone: 0800 37 34 15  
Fax: (44) (0) 1235 533420  
info.EMEA@bio-techne.com

### **General Contact Information**

www.novusbio.com  
Technical Support: nb-technical@bio-techne.com  
Orders: nb-customerservice@bio-techne.com  
General: novus@novusbio.com

### **Products Related to H00136319-B03P**

---

HAF007	Goat anti-Mouse IgG Secondary Antibody [HRP]
NB720-B	Rabbit anti-Mouse IgG (H+L) Secondary Antibody [Biotin]
NBP1-97019-5mg	Mouse IgG Isotype Control
NBP1-50837-0.1mg	Recombinant Human Myotrophin His Protein

---

### **Limitations**

This product is for research use only and is not approved for use in humans or in clinical diagnosis. Primary Antibodies are guaranteed for 1 year from date of receipt.

For more information on our 100% guarantee, please visit [www.novusbio.com/guarantee](http://www.novusbio.com/guarantee)

Earn gift cards/discounts by submitting a review: [www.novusbio.com/reviews/submit/H00136319-B03P](http://www.novusbio.com/reviews/submit/H00136319-B03P)

Earn gift cards/discounts by submitting a publication using this product:  
[www.novusbio.com/publications](http://www.novusbio.com/publications)

