

Product Datasheet

POMK/SGK196 Antibody (6F10) H00084197-M03

Unit Size: 0.1 mg

Aliquot and store at -20C or -80C. Avoid freeze-thaw cycles.

www.novusbio.com



technical@novusbio.com

Publications: 1

Protocols, Publications, Related Products, Reviews, Research Tools and Images at:
www.novusbio.com/H00084197-M03

Updated 6/9/2020 v.20.1

Earn rewards for product
reviews and publications.

Submit a publication at www.novusbio.com/publications

Submit a review at www.novusbio.com/reviews/destination/H00084197-M03

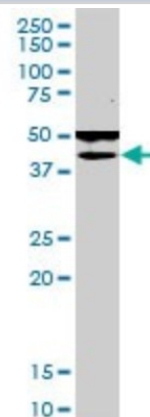


H00084197-M03**POMK/SGK196 Antibody (6F10)**

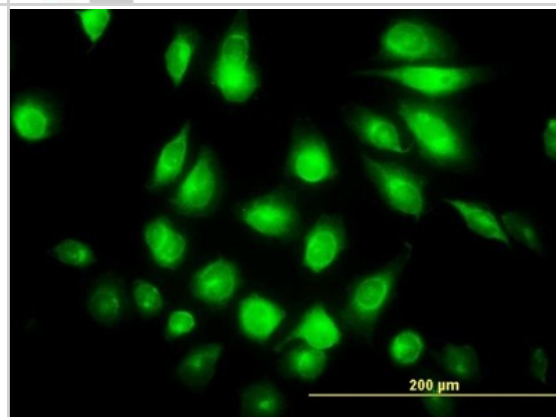
Product Information	
Unit Size	0.1 mg
Concentration	Concentrations vary lot to lot. See vial label for concentration. If unlisted please contact technical services.
Storage	Aliquot and store at -20C or -80C. Avoid freeze-thaw cycles.
Clonality	Monoclonal
Clone	6F10
Preservative	No Preservative
Isotype	IgG1 Kappa
Purity	IgG purified
Buffer	In 1x PBS, pH 7.4
Product Description	
Host	Mouse
Gene ID	84197
Gene Symbol	POMK
Species	Human
Reactivity Notes	Human. Other species not tested.
Specificity/Sensitivity	FLJ23356 - hypothetical protein FLJ23356
Immunogen	FLJ23356 (NP_115613, 251 a.a. ~ 350 a.a) partial recombinant protein with GST tag. MW of the GST tag alone is 26 KDa. GDFVAPEQLWPYGEDVVPFHDDLMPHYDEKIDIWKIPDISSFLLGHIEGSDMVRFLHFDIHKACKSQTPSERPTAQDVLETYQKVLDTLRDAMMSQAREML
Notes	This product is produced by and distributed for Abnova, a company based in Taiwan.
Product Application Details	
Applications	Western Blot, ELISA, Immunocytochemistry/Immunofluorescence, Immunohistochemistry, Immunohistochemistry-Frozen, Knockdown Validated
Recommended Dilutions	Western Blot 1:500, ELISA, Immunohistochemistry, Immunocytochemistry/Immunofluorescence, Immunohistochemistry-Frozen, Knockdown Validated
Application Notes	Antibody reactive against cell lysate and recombinant protein for Western Blot. Has also been used for immunofluorescence, RNAi validation and ELISA. Use in Immunohistochemistry-Frozen reported in scientific literature (PMID 24556084)

Images

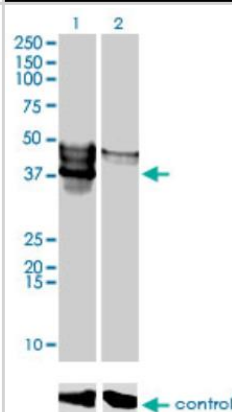
Western Blot: FLJ23356 Antibody (6F10) [H00084197-M03] - Analysis of FLJ23356 expression in HepG2 (Cat # L019V1).




Immunocytochemistry/Immunofluorescence: FLJ23356 Antibody (6F10) [H00084197-M03] - Analysis of monoclonal antibody to FLJ23356 on HeLa cell. Antibody concentration 10 ug/ml



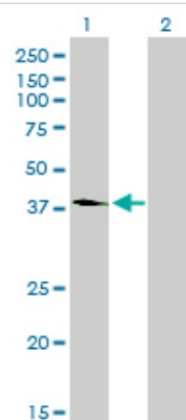
Western Blot: FLJ23356 Antibody (6F10) [H00084197-M03] - Western blot analysis of FLJ23356 over-expressed 293 cell line, cotransfected with FLJ23356 Validated Chimera RNAi or non-transfected control. Blot probed with H00084197-M03. GAPDH(36.1 kDa) used as loading control.



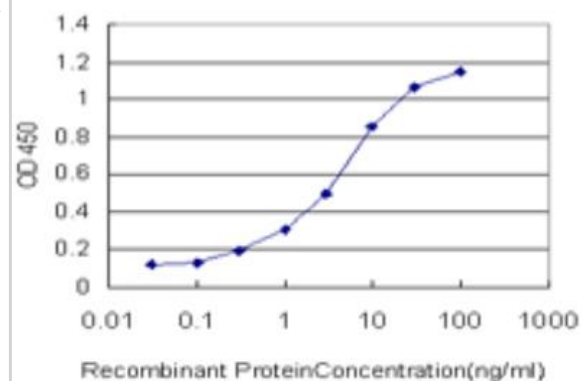
Western Blot: FLJ23356 Antibody (6F10) [H00084197-M03] - Analysis of FLJ23356 expression in HeLa (Cat # L013V1).



Western Blot: FLJ23356 Antibody (6F10) [H00084197-M03] - Analysis of FLJ23356 expression in transfected 293T cell line by FLJ23356 monoclonal antibody (M03), clone 6F10. Lane 1: FLJ23356 transfected lysate (38.5 KDa). Lane 2: Non-transfected lysate.



ELISA: FLJ23356 Antibody (6F10) [H00084197-M03] - Detection limit for recombinant GST tagged FLJ23356 is approximately 0.1ng/ml as a capture antibody.



Publications

von Renesse A, Petkova MV, Lutzkendorf S et al. POMK mutation in a family with congenital muscular dystrophy with merosin deficiency, hypomyelination, mild hearing deficit and intellectual disability. *J. Med. Genet.* 2014 Feb 21 [PMID: 24556084] (WB, ICC/IF, IHC-Fr, Human)



Novus Biologicals USA

10730 E. Briarwood Avenue
Centennial, CO 80112
USA

Phone: 303.730.1950
Toll Free: 1.888.506.6887
Fax: 303.730.1966
novus@novusbio.com

Bio-Techne Canada

21 Canmotor Ave
Toronto, ON M8Z 4E6
Canada

Phone: 905.827.6400
Toll Free: 855.668.8722
Fax: 905.827.6402
canada.inquires@bio-techne.com

Bio-Techne Ltd

19 Barton Lane
Abingdon Science Park
Abingdon, OX14 3NB, United Kingdom

Phone: (44) (0) 1235 529449
Free Phone: 0800 37 34 15
Fax: (44) (0) 1235 533420
info.EMEA@bio-techne.com

General Contact Information

www.novusbio.com
Technical Support: technical@novusbio.com
Orders: orders@novusbio.com
General: novus@novusbio.com

Products Related to H00084197-M03

HAF007	Goat anti-Mouse IgG Secondary Antibody [HRP (Horseradish Peroxidase)]
NB720-B	Rabbit anti-Mouse IgG (H+L) Secondary Antibody [Biotin]
NBP1-43319-0.5mg	Mouse IgG1 Kappa Isotype Control (P3.6.2.8.1)
H00084197-P01-10ug	Recombinant Human POMK/SGK196 GST (N-Term) Protein

Limitations

This product is for research use only and is not approved for use in humans or in clinical diagnosis. Primary Antibodies are guaranteed for 1 year from date of receipt.

For more information on our 100% guarantee, please visit www.novusbio.com/guarantee

Earn gift cards/discounts by submitting a review: www.novusbio.com/reviews/submit/H00084197-M03

Earn gift cards/discounts by submitting a publication using this product:
www.novusbio.com/publications

