

Product Datasheet

RAB1B Antibody (1B2) - Azide and BSA Free H00081876-M02

Unit Size: 0.1 mg

Aliquot and store at -20C or -80C. Avoid freeze-thaw cycles.

www.novusbio.com



technical@novusbio.com

Protocols, Publications, Related Products, Reviews, Research Tools and Images at:
www.novusbio.com/H00081876-M02

Updated 9/9/2025 v.20.1

**Earn rewards for product
reviews and publications.**

Submit a publication at www.novusbio.com/publications

Submit a review at www.novusbio.com/reviews/destination/H00081876-M02



H00081876-M02


RAB1B Antibody (1B2) - Azide and BSA Free

Product Information	
Unit Size	0.1 mg
Concentration	Concentrations vary lot to lot. See vial label for concentration. If unlisted please contact technical services.
Storage	Aliquot and store at -20C or -80C. Avoid freeze-thaw cycles.
Clonality	Monoclonal
Clone	1B2
Preservative	No Preservative
Isotype	IgG2a Kappa
Purity	IgG purified
Buffer	In 1x PBS, pH 7.4
Product Description	
Description	Novus Biologicals Mouse RAB1B Antibody (1B2) - Azide and BSA Free (H00081876-M02) is a monoclonal antibody validated for use in IHC, WB and ELISA. All Novus Biologicals antibodies are covered by our 100% guarantee.
Host	Mouse
Gene ID	81876
Gene Symbol	RAB1B
Species	Human
Specificity/Sensitivity	RAB1B - RAB1B, member RAS oncogene family (1B2)
Immunogen	RAB1B (NP_112243, 91 a.a. ~ 201 a.a) partial recombinant protein with GST tag. MW of the GST tag alone is 26 KDa. TDQESYANVKQWLQEIDRYASENVNKLTVGNKSDLTTKKVVDNTTAKEFADSL GIPFLETSAKNATNVEQAFMTMAAEIKKRMGPGAASGGGERPNLKIDSTPVKPA GGGCC
Notes	This product is produced by and distributed for Abnova, a company based in Taiwan.
Product Application Details	
Applications	Western Blot, Immunohistochemistry-Paraffin, ELISA, Immunohistochemistry
Recommended Dilutions	Western Blot 1:500, ELISA, Immunohistochemistry, Immunohistochemistry-Paraffin
Application Notes	Antibody reactive against cell lysate and recombinant protein for western blot. It has also been used for ELISA.

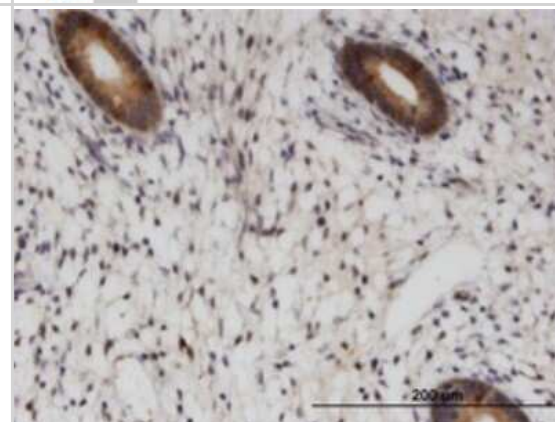


Images


Western Blot: RAB1B Antibody (1B2) [H00081876-M02] - RAB1B monoclonal antibody (M02), clone 1B2. Analysis of RAB1B expression in A-431.



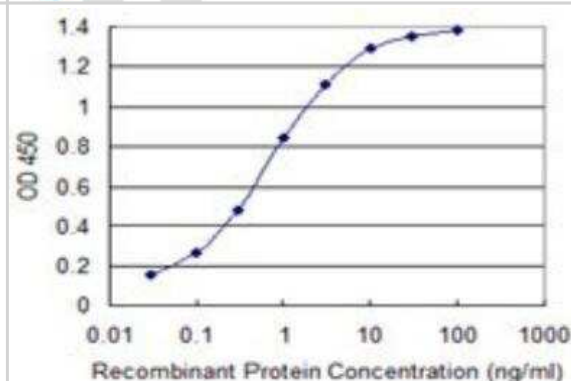
Immunohistochemistry-Paraffin: RAB1B Antibody (1B2) [H00081876-M02] - Analysis of monoclonal antibody to RAB1B on formalin-fixed paraffin-embedded human endometrium. Antibody concentration 3 ug/ml.



Western Blot: RAB1B Antibody (1B2) [H00081876-M02] - Analysis of RAB1B expression in transfected 293T cell line by RAB1B monoclonal antibody (M02), clone 1B2. Lane 1: RAB1B transfected lysate(22.2 KDa). Lane 2: Non-transfected lysate.



ELISA: RAB1B Antibody (1B2) [H00081876-M02] - Detection limit for recombinant GST tagged RAB1B is 0.03 ng/ml as a capture antibody.





Novus Biologicals USA

10730 E. Briarwood Avenue
Centennial, CO 80112
USA
Phone: 303.730.1950
Toll Free: 1.888.506.6887
Fax: 303.730.1966
nb-customerservice@bio-techne.com

Bio-Techne Canada

21 Canmotor Ave
Toronto, ON M8Z 4E6
Canada
Phone: 905.827.6400
Toll Free: 855.668.8722
Fax: 905.827.6402
canada.inquires@bio-techne.com

Bio-Techne Ltd

19 Barton Lane
Abingdon Science Park
Abingdon, OX14 3NB, United Kingdom
Phone: (44) (0) 1235 529449
Free Phone: 0800 37 34 15
Fax: (44) (0) 1235 533420
info.EMEA@bio-techne.com

General Contact Information

www.novusbio.com
Technical Support: nb-technical@bio-techne.com
Orders: nb-customerservice@bio-techne.com
General: novus@novusbio.com

Products Related to H00081876-M02

HAF007	Goat anti-Mouse IgG Secondary Antibody [HRP]
NB720-B	Rabbit anti-Mouse IgG (H+L) Secondary Antibody [Biotin]
NBP1-96981-0.5mg	Mouse IgG2a Kappa Isotype Control (M2AK)
NBP1-50912-0.05mg	Recombinant Human RAB1B His Protein

Limitations

This product is for research use only and is not approved for use in humans or in clinical diagnosis. Primary Antibodies are guaranteed for 1 year from date of receipt.

For more information on our 100% guarantee, please visit www.novusbio.com/guarantee

Earn gift cards/discounts by submitting a review: www.novusbio.com/reviews/submit/H00081876-M02

Earn gift cards/discounts by submitting a publication using this product:
www.novusbio.com/publications

