

Product Datasheet

CSP Antibody - Azide and BSA Free H00080331-B01P

Unit Size: 50 ug

Aliquot and store at -20C or -80C. Avoid freeze-thaw cycles.

www.novusbio.com



technical@novusbio.com

Protocols, Publications, Related Products, Reviews, Research Tools and Images at:
www.novusbio.com/H00080331-B01P

Updated 2/21/2025 v.20.1

Earn rewards for product
reviews and publications.

Submit a publication at www.novusbio.com/publications

Submit a review at www.novusbio.com/reviews/destination/H00080331-B01P



H00080331-B01P

CSP Antibody - Azide and BSA Free

Product Information	
Unit Size	50 ug
Concentration	Concentrations vary lot to lot. See vial label for concentration. If unlisted please contact technical services.
Storage	Aliquot and store at -20C or -80C. Avoid freeze-thaw cycles.
Clonality	Polyclonal
Preservative	No Preservative
Isotype	IgG
Purity	Protein G purified
Buffer	PBS (pH 7.4)

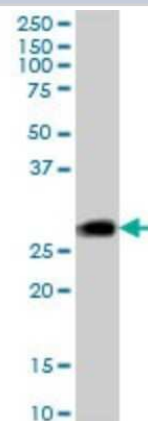
Product Description	
Host	Mouse
Gene ID	80331
Gene Symbol	DNAJC5
Species	Human, Rat
Immunogen	DNAJC5 (NP_079495.1, 1 a.a. - 198 a.a.) full-length human protein. MADQRQRSLSTSGESLYHVLGLDKNATSDDIKKSYRKLALKYHPDKNPDNPEA ADKFKEINNAHAILTDATKRNIYDKYGSGLGLYVAEQFGEENVNTYFVLSSWWAK ALFVFCGLLTCCYCCCCCLCCCFNCCCCGKCKPKAPEGEETEFYVSPEDLEAQLQ SDEREATDTPIVIQPASATETTQLTADSHPSYHTDGFN
Notes	This product is produced by and distributed for Abnova, a company based in Taiwan.

Product Application Details	
Applications	Western Blot, Immunocytochemistry/ Immunofluorescence
Recommended Dilutions	Western Blot, Immunocytochemistry/ Immunofluorescence
Application Notes	This antibody is useful for Western Blot, Immunofluorescence

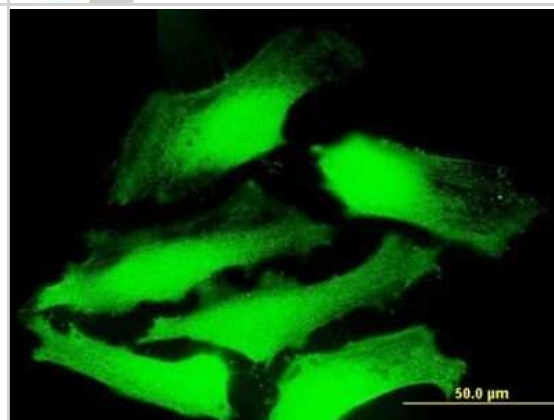


Images

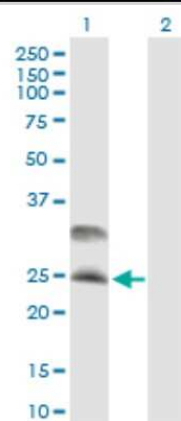
Western Blot: CSP Antibody [H00080331-B01P] - Analysis of DNAJC5 expression in rat brain.



Immunocytochemistry/Immunofluorescence: CSP Antibody [H00080331-B01P] - Analysis of purified antibody to DNAJC5 on HeLa cell. (antibody concentration 10 ug/ml)



Western Blot: CSP Antibody [H00080331-B01P] - Analysis of DNAJC5 expression in transfected 293T cell line by DNAJC5 polyclonal antibody. Lane 1: DNAJC5 transfected lysate(21.78 KDa). Lane 2: Non-transfected lysate.





Novus Biologicals USA

10730 E. Briarwood Avenue
Centennial, CO 80112
USA
Phone: 303.730.1950
Toll Free: 1.888.506.6887
Fax: 303.730.1966
nb-customerservice@bio-techne.com

Bio-Techne Canada

21 Canmotor Ave
Toronto, ON M8Z 4E6
Canada
Phone: 905.827.6400
Toll Free: 855.668.8722
Fax: 905.827.6402
canada.inquires@bio-techne.com

Bio-Techne Ltd

19 Barton Lane
Abingdon Science Park
Abingdon, OX14 3NB, United Kingdom
Phone: (44) (0) 1235 529449
Free Phone: 0800 37 34 15
Fax: (44) (0) 1235 533420
info.EMEA@bio-techne.com

General Contact Information

www.novusbio.com
Technical Support: nb-technical@bio-techne.com
Orders: nb-customerservice@bio-techne.com
General: novus@novusbio.com

Products Related to H00080331-B01P

HAF007	Goat anti-Mouse IgG Secondary Antibody [HRP]
NB720-B	Rabbit anti-Mouse IgG (H+L) Secondary Antibody [Biotin]
NBP1-97019-5mg	Mouse IgG Isotype Control
H00080331-P01-10ug	Recombinant Human CSP GST (N-Term) Protein

Limitations

This product is for research use only and is not approved for use in humans or in clinical diagnosis. Primary Antibodies are guaranteed for 1 year from date of receipt.

For more information on our 100% guarantee, please visit www.novusbio.com/guarantee

Earn gift cards/discounts by submitting a review: www.novusbio.com/reviews/submit/H00080331-B01P

Earn gift cards/discounts by submitting a publication using this product:
www.novusbio.com/publications

