

# Product Datasheet

## IRX3 Antibody (3E7) H00079191-M10

Unit Size: 0.1 mg

Aliquot and store at -20C or -80C. Avoid freeze-thaw cycles.

[www.novusbio.com](http://www.novusbio.com)



[technical@novusbio.com](mailto:technical@novusbio.com)

Protocols, Publications, Related Products, Reviews, Research Tools and Images at:  
[www.novusbio.com/H00079191-M10](http://www.novusbio.com/H00079191-M10)

Updated 10/3/2022 v.20.1

Earn rewards for product  
reviews and publications.

Submit a publication at [www.novusbio.com/publications](http://www.novusbio.com/publications)

Submit a review at [www.novusbio.com/reviews/destination/H00079191-M10](http://www.novusbio.com/reviews/destination/H00079191-M10)



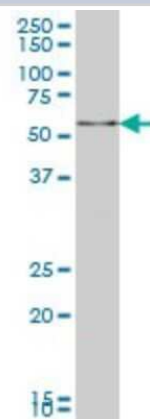
**H00079191-M10**

IRX3 Antibody (3E7)


Product Information	
Unit Size	0.1 mg
Concentration	Concentrations vary lot to lot. See vial label for concentration. If unlisted please contact technical services.
Storage	Aliquot and store at -20C or -80C. Avoid freeze-thaw cycles.
Clonality	Monoclonal
Clone	3E7
Preservative	No Preservative
Isotype	IgG2a Kappa
Purity	IgG purified
Buffer	In 1x PBS, pH 7.4
Product Description	
Host	Mouse
Gene ID	79191
Gene Symbol	IRX3
Species	Human
Reactivity Notes	Human. Other species not tested.
Specificity/Sensitivity	IRX3 - iroquois homeobox protein 3
Immunogen	IRX3 (NP_077312, 182 a.a. ~ 285 a.a) partial recombinant protein with GST tag. MW of the GST tag alone is 26 KDa. RRRLKKNKMTWAPRSRTDEEGNAYGSEREEEEDEEEDCKRELELEEEEL GGEEEDTGGEGGLADDEDEEIDLENLDGAATEPELSLAGAARRDGDGLGLGPI
Notes	This product is produced by and distributed for Abnova, a company based in Taiwan.
Product Application Details	
Applications	Western Blot, ELISA
Recommended Dilutions	Western Blot 1:500, ELISA
Application Notes	Antibody reactive against cell lysate and recombinant protein for western blot. It has also been used for ELISA.

## Images

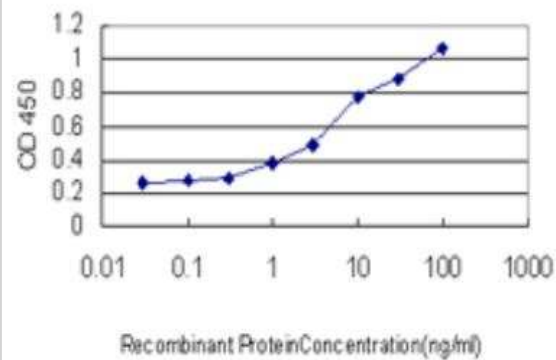
Western Blot: IRX3 Antibody (3E7) [H00079191-M10] - Analysis of IRX3 expression in A-431 (Cat # L015V1).



Western Blot: IRX3 Antibody (3E7) [H00079191-M10] - Analysis of IRX3 expression in Jurkat (Cat # L017V1).



ELISA: IRX3 Antibody (3E7) [H00079191-M10] - Detection limit for recombinant GST tagged IRX3 is approximately 0.3ng/ml as a capture antibody.





### **Novus Biologicals USA**

10730 E. Briarwood Avenue  
Centennial, CO 80112  
USA

Phone: 303.730.1950  
Toll Free: 1.888.506.6887  
Fax: 303.730.1966  
novus@novusbio.com

### **Bio-Techne Canada**

21 Canmotor Ave  
Toronto, ON M8Z 4E6  
Canada

Phone: 905.827.6400  
Toll Free: 855.668.8722  
Fax: 905.827.6402  
canada.inquires@bio-techne.com

### **Bio-Techne Ltd**

19 Barton Lane  
Abingdon Science Park  
Abingdon, OX14 3NB, United Kingdom

Phone: (44) (0) 1235 529449  
Free Phone: 0800 37 34 15  
Fax: (44) (0) 1235 533420  
info.EMEA@bio-techne.com

### **General Contact Information**

www.novusbio.com  
Technical Support: technical@novusbio.com  
Orders: orders@novusbio.com  
General: novus@novusbio.com

### **Limitations**

This product is for research use only and is not approved for use in humans or in clinical diagnosis. Primary Antibodies are guaranteed for 1 year from date of receipt.

For more information on our 100% guarantee, please visit [www.novusbio.com/guarantee](http://www.novusbio.com/guarantee)

Earn gift cards/discounts by submitting a review: [www.novusbio.com/reviews/submit/H00079191-M10](http://www.novusbio.com/reviews/submit/H00079191-M10)

Earn gift cards/discounts by submitting a publication using this product:  
[www.novusbio.com/publications](http://www.novusbio.com/publications)

