

Product Datasheet

COP1 Antibody (1E4) - Azide and BSA Free H00064326-M01

Unit Size: 0.1 mg

Aliquot and store at -20C or -80C. Avoid freeze-thaw cycles.

www.novusbio.com



technical@novusbio.com

Protocols, Publications, Related Products, Reviews, Research Tools and Images at:
www.novusbio.com/H00064326-M01

Updated 9/9/2025 v.20.1

**Earn rewards for product
reviews and publications.**

Submit a publication at www.novusbio.com/publications

Submit a review at www.novusbio.com/reviews/destination/H00064326-M01



H00064326-M01

COP1 Antibody (1E4) - Azide and BSA Free

Product Information

Unit Size	0.1 mg
Concentration	Concentrations vary lot to lot. See vial label for concentration. If unlisted please contact technical services.
Storage	Aliquot and store at -20C or -80C. Avoid freeze-thaw cycles.
Clonality	Monoclonal
Clone	1E4
Preservative	No Preservative
Isotype	IgG2b Kappa
Purity	IgG purified
Buffer	In 1x PBS, pH 7.4

Product Description

Description	Novus Biologicals Mouse COP1 Antibody (1E4) - Azide and BSA Free (H00064326-M01) is a monoclonal antibody validated for use in WB, ELISA and ICC/IF. All Novus Biologicals antibodies are covered by our 100% guarantee.
Host	Mouse
Gene ID	64326
Gene Symbol	COP1
Species	Human, Mouse
Specificity/Sensitivity	RFWD2 - ring finger and WD repeat domain 2
Immunogen	RFWD2 (NP_071902, 632 a.a. ~ 731 a.a) partial recombinant protein with GST tag. MW of the GST tag alone is 26 KDa. CLRSFKGHINEKNFVGLASNGDYIACGSENNSLYLYYKGLSKTLLTFKFDTVKS VLDKDRKEDDTNEFVSAVCWRALPDGESNVLIAANSQGTIKVLELV
Notes	This product is produced by and distributed for Abnova, a company based in Taiwan.


Product Application Details

Applications	Western Blot, ELISA, Immunocytochemistry/ Immunofluorescence, Sandwich ELISA
Recommended Dilutions	Western Blot 1:500, ELISA 1:100-1:2000, Immunocytochemistry/ Immunofluorescence 1:10-1:500, Sandwich ELISA
Application Notes	Antibody reactive against cell lysate and recombinant protein for Western Blot. Has also been used for immunofluorescence and ELISA.

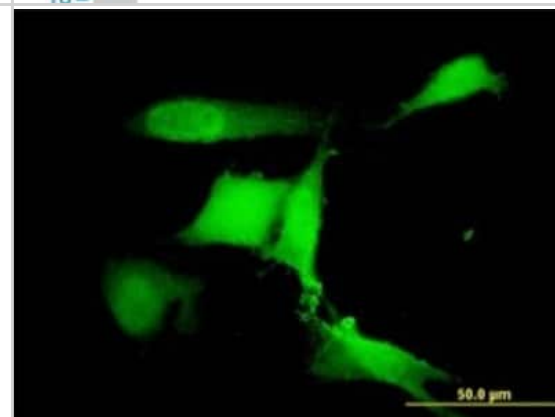


Images


Western Blot: COP1 Antibody (1E4) [H00064326-M01] - RFWD2 monoclonal antibody (M01), clone 1E4 Analysis of RFWD2 expression in NIH/3T3.




Immunocytochemistry/Immunofluorescence: COP1 Antibody (1E4) [H00064326-M01] - Analysis of monoclonal antibody to RFWD2 on NIH/3T3 cell. Antibody concentration 10 ug/ml.




Western Blot: COP1 Antibody (1E4) [H00064326-M01] - RFWD2 monoclonal antibody (M01), clone 1E4. Analysis of RFWD2 expression in A-431.



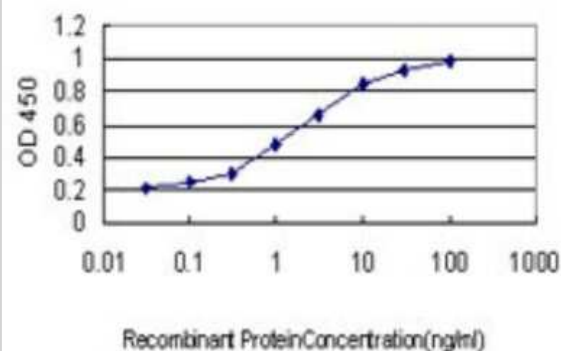
Western Blot: COP1 Antibody (1E4) [H00064326-M01] - RFWD2 monoclonal antibody (M01), clone 1E4. Analysis of RFWD2 expression in Jurkat.



Western Blot: COP1 Antibody (1E4) [H00064326-M01] - RFWD2 monoclonal antibody (M01), clone 1E4. Analysis of RFWD2 expression in K-562.



Sandwich ELISA: COP1 Antibody (1E4) [H00064326-M01] - Detection limit for recombinant GST tagged RFWD2 is approximately 0.1 ng/ml as a capture antibody.





Novus Biologicals USA

10730 E. Briarwood Avenue
Centennial, CO 80112
USA
Phone: 303.730.1950
Toll Free: 1.888.506.6887
Fax: 303.730.1966
nb-customerservice@bio-techne.com

Bio-Techne Canada

21 Canmotor Ave
Toronto, ON M8Z 4E6
Canada
Phone: 905.827.6400
Toll Free: 855.668.8722
Fax: 905.827.6402
canada.inquires@bio-techne.com

Bio-Techne Ltd

19 Barton Lane
Abingdon Science Park
Abingdon, OX14 3NB, United Kingdom
Phone: (44) (0) 1235 529449
Free Phone: 0800 37 34 15
Fax: (44) (0) 1235 533420
info.EMEA@bio-techne.com

General Contact Information

www.novusbio.com
Technical Support: nb-technical@bio-techne.com
Orders: nb-customerservice@bio-techne.com
General: novus@novusbio.com

Products Related to H00064326-M01

HAF007	Goat anti-Mouse IgG Secondary Antibody [HRP]
NB720-B	Rabbit anti-Mouse IgG (H+L) Secondary Antibody [Biotin]
NBP1-43317-0.5mg	Mouse IgG2b Kappa Light Chain Isotype Control (MG2b)
H00064326-Q01-10ug	Recombinant Human COP1 GST (N-Term) Protein

Limitations

This product is for research use only and is not approved for use in humans or in clinical diagnosis. Primary Antibodies are guaranteed for 1 year from date of receipt.

For more information on our 100% guarantee, please visit www.novusbio.com/guarantee

Earn gift cards/discounts by submitting a review: www.novusbio.com/reviews/submit/H00064326-M01

Earn gift cards/discounts by submitting a publication using this product:
www.novusbio.com/publications

