

Product Datasheet

IL-21 Antibody H00059067-D01P

Unit Size: 0.1 mg

Aliquot and store at -20C or -80C. Avoid freeze-thaw cycles.

www.novusbio.com



technical@novusbio.com

Protocols, Publications, Related Products, Reviews, Research Tools and Images at:
www.novusbio.com/H00059067-D01P

Updated 1/12/2021 v.20.1

Earn rewards for product
reviews and publications.

Submit a publication at www.novusbio.com/publications

Submit a review at www.novusbio.com/reviews/destination/H00059067-D01P



H00059067-D01P**IL-21 Antibody****Product Information**

Unit Size	0.1 mg
Concentration	Concentrations vary lot to lot. See vial label for concentration. If unlisted please contact technical services.
Storage	Aliquot and store at -20C or -80C. Avoid freeze-thaw cycles.
Clonality	Polyclonal
Preservative	No Preservative
Isotype	IgG
Purity	Protein A purified
Buffer	PBS (pH 7.4)

Product Description


Host	Rabbit
Gene ID	59067
Gene Symbol	IL21
Species	Human, Mouse
Specificity/Sensitivity	IL21 - interleukin 21,
Immunogen	IL21 (NP_068575.1, 1 a.a. - 162 a.a.) full-length human protein. MRSSPGNMERIVICLMVIFLGLTLVHKSSSQGQDRHMIRMRLIDIVDQLKNYVN DLVPEFLPAPEDVETNCEWSAFSCFQKAQLKSANTGNNERIINVSIIKKLKRKPP STNAGRRQKHRLTCPSYKPPKEFLERFKSLLQKMIHQHLSSRTHGSED S
Notes	This product is produced by and distributed for Abnova, a company based in Taiwan.

Product Application Details


Applications	Western Blot, Proximity Ligation Assay
Recommended Dilutions	Western Blot 1:500, Proximity Ligation Assay
Application Notes	Antibody reactive against Recombinant Protein with GST tag on ELISA and Western Blot and also on transfected lysate in western blot. GST tag alone is used as a negative control.

Images


Western Blot: IL-21 Antibody [H00059067-D01P] - Analysis of IL21 expression in mouse kidney.




Western Blot: IL-21 Antibody [H00059067-D01P] - Analysis of IL21 expression in A-431.



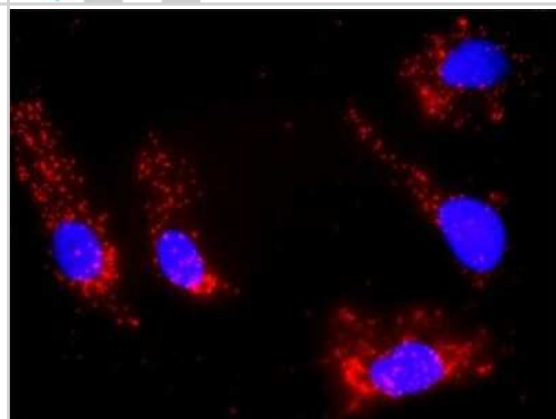
Western Blot: IL-21 Antibody [H00059067-D01P] - Analysis of IL21 expression in human liver.



Western Blot: IL-21 Antibody [H00059067-D01P] - Analysis of IL21 expression in transfected 293T cell line by IL21 polyclonal antibody. Lane 1: IL21 transfected lysate (18.70 kDa). Lane 2: Non-transfected lysate.



Proximity Ligation Assay: IL-21 Antibody [H00059067-D01P] - Analysis of protein-protein interactions between IL21 and DGKA. HeLa cells were stained with anti-IL21 rabbit purified polyclonal 1:1200 and anti-DGKA mouse monoclonal antibody 1:50. Each red dot represents the detection of protein-protein interaction complex, and nuclei were counterstained with DAPI (blue).





Novus Biologicals USA

10730 E. Briarwood Avenue
Centennial, CO 80112
USA

Phone: 303.730.1950
Toll Free: 1.888.506.6887
Fax: 303.730.1966
novus@novusbio.com

Bio-Techne Canada

21 Canmotor Ave
Toronto, ON M8Z 4E6
Canada

Phone: 905.827.6400
Toll Free: 855.668.8722
Fax: 905.827.6402
canada.inquires@bio-techne.com

Bio-Techne Ltd

19 Barton Lane
Abingdon Science Park
Abingdon, OX14 3NB, United Kingdom
Phone: (44) (0) 1235 529449
Free Phone: 0800 37 34 15
Fax: (44) (0) 1235 533420
info.EMEA@bio-techne.com

General Contact Information

www.novusbio.com
Technical Support: technical@novusbio.com
Orders: orders@novusbio.com
General: novus@novusbio.com

Limitations

This product is for research use only and is not approved for use in humans or in clinical diagnosis.
Primary Antibodies are guaranteed for 1 year from date of receipt.

For more information on our 100% guarantee, please visit www.novusbio.com/guarantee

Earn gift cards/discounts by submitting a review: www.novusbio.com/reviews/submit/H00059067-D01P

Earn gift cards/discounts by submitting a publication using this product:
www.novusbio.com/publications

