

Product Datasheet

Protocadherin-10 Antibody (2H6) - Azide and BSA Free H00057575-M07

Unit Size: 0.1 mg

Aliquot and store at -20C or -80C. Avoid freeze-thaw cycles.

www.novusbio.com



technical@novusbio.com

Protocols, Publications, Related Products, Reviews, Research Tools and Images at:
www.novusbio.com/H00057575-M07

Updated 2/21/2025 v.20.1

Earn rewards for product
reviews and publications.

Submit a publication at www.novusbio.com/publications

Submit a review at www.novusbio.com/reviews/destination/H00057575-M07



H00057575-M07**Protocadherin-10 Antibody (2H6) - Azide and BSA Free****Product Information**

Unit Size	0.1 mg
Concentration	Concentrations vary lot to lot. See vial label for concentration. If unlisted please contact technical services.
Storage	Aliquot and store at -20C or -80C. Avoid freeze-thaw cycles.
Clonality	Monoclonal
Clone	2H6
Preservative	No Preservative
Isotype	IgG2b Kappa
Purity	IgG purified
Buffer	In 1x PBS, pH 7.4

Product Description

Host	Mouse
Gene ID	57575
Gene Symbol	PCDH10
Species	Human
Specificity/Sensitivity	PCDH10 - protocadherin 10 (2H6)
Immunogen	PCDH10 (NP_065866, 18 a.a. ~ 127 a.a) partial recombinant protein with GST tag. MW of the GST tag alone is 26 KDa. SQLHYTVQEEQEHGTFVGNIAEDLGLDITKLSARGFQTVPNRTPYLDLNLETG VLYVNEKIDREQICKQSPSCVLHLEVPLELFQVEIEVLDINDNPPSFPEPDL
Notes	This product is produced by and distributed for Abnova, a company based in Taiwan.


Product Application Details

Applications	Western Blot, ELISA, Sandwich ELISA
Recommended Dilutions	Western Blot 1:500, ELISA, Sandwich ELISA
Application Notes	Antibody reactive against cell lysate and recombinant protein for western blot. It has also been used for ELISA.

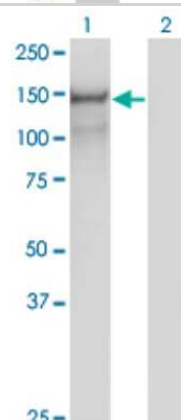


Images

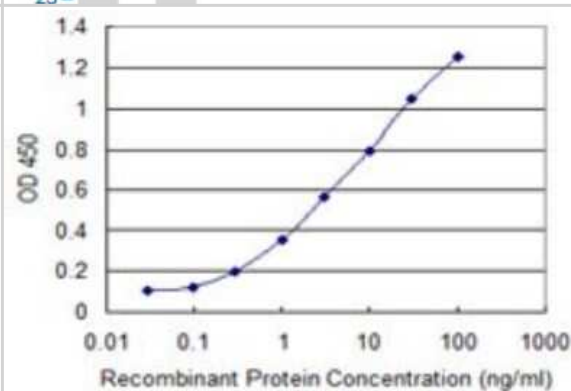
Western Blot: Protocadherin-10 Antibody (2H6) [H00057575-M07] - Analysis of PCDH10 expression in HepG2 (Cat # L019V1).



Western Blot: Protocadherin-10 Antibody (2H6) [H00057575-M07] - Analysis of PCDH10 expression in transfected 293T cell line by PCDH10 monoclonal antibody (M07), clone 2H6. Lane 1: PCDH10 transfected lysate (112.9 kDa). Lane 2: Non-transfected lysate.



Sandwich ELISA: Protocadherin-10 Antibody (2H6) [H00057575-M07] - Detection limit for recombinant GST tagged PCDH10 is 0.1 ng/ml as a capture antibody.





Novus Biologicals USA

10730 E. Briarwood Avenue
Centennial, CO 80112
USA
Phone: 303.730.1950
Toll Free: 1.888.506.6887
Fax: 303.730.1966
nb-customerservice@bio-techne.com

Bio-Techne Canada

21 Canmotor Ave
Toronto, ON M8Z 4E6
Canada
Phone: 905.827.6400
Toll Free: 855.668.8722
Fax: 905.827.6402
canada.inquires@bio-techne.com

Bio-Techne Ltd

19 Barton Lane
Abingdon Science Park
Abingdon, OX14 3NB, United Kingdom
Phone: (44) (0) 1235 529449
Free Phone: 0800 37 34 15
Fax: (44) (0) 1235 533420
info.EMEA@bio-techne.com

General Contact Information

www.novusbio.com
Technical Support: nb-technical@bio-techne.com
Orders: nb-customerservice@bio-techne.com
General: novus@novusbio.com

Products Related to H00057575-M07

HAF007	Goat anti-Mouse IgG Secondary Antibody [HRP]
NB720-B	Rabbit anti-Mouse IgG (H+L) Secondary Antibody [Biotin]
NBP1-43317-0.5mg	Mouse IgG2b Kappa Light Chain Isotype Control (MG2b)
NBP2-57934PEP	Protocadherin-10 Recombinant Protein Antigen

Limitations

This product is for research use only and is not approved for use in humans or in clinical diagnosis. Primary Antibodies are guaranteed for 1 year from date of receipt.

For more information on our 100% guarantee, please visit www.novusbio.com/guarantee

Earn gift cards/discounts by submitting a review: www.novusbio.com/reviews/submit/H00057575-M07

Earn gift cards/discounts by submitting a publication using this product:
www.novusbio.com/publications

