

# Product Datasheet

## Exportin-5 Antibody (2C5-1B3)

### H00057510-M01

Unit Size: 0.05 mg

Aliquot and store at -20C or -80C. Avoid freeze-thaw cycles.

[www.novusbio.com](http://www.novusbio.com)



[technical@novusbio.com](mailto:technical@novusbio.com)

#### Publications: 3

Protocols, Publications, Related Products, Reviews, Research Tools and Images at:  
[www.novusbio.com/H00057510-M01](http://www.novusbio.com/H00057510-M01)

Updated 10/23/2024 v.20.1

Earn rewards for product  
reviews and publications.

Submit a publication at [www.novusbio.com/publications](http://www.novusbio.com/publications)

Submit a review at [www.novusbio.com/reviews/destination/H00057510-M01](http://www.novusbio.com/reviews/destination/H00057510-M01)



**H00057510-M01**


Exportin-5 Antibody (2C5-1B3)

Product Information	
Unit Size	0.05 mg
Concentration	Concentrations vary lot to lot. See vial label for concentration. If unlisted please contact technical services.
Storage	Aliquot and store at -20C or -80C. Avoid freeze-thaw cycles.
Clonality	Monoclonal
Clone	2C5-1B3
Preservative	No Preservative
Isotype	IgG1 Kappa
Purity	IgG purified
Buffer	In 1x PBS, pH 7.4
Product Description	
Host	Mouse
Gene ID	57510
Gene Symbol	XPO5
Species	Human
Reactivity Notes	Human. Other species not tested.
Specificity/Sensitivity	XPO5 - exportin 5
Immunogen	XPO5 (AAH00129, 1 a.a. ~ 280 a.a) full-length recombinant protein with GST tag. MW of the GST tag alone is 26 KDa. MRLSQKWQVINQRSLLCGEDEAADENPESQEMLEEQVLVRMLTREVMIDLITVC CVSKKGADHSSAPPADGDDEEMMATEVTPSAMAELTDLGKCLMKHEDVCTAL LITAFNSLAWKDTLSCQRTTSQLCWPLLKQVLSGTLLADAVTWLFTSVLKGLQM HGQHDGCMASLVHLAFQIYEALRPRYLEIRAVMEQIPEIQKDSLQDQFDCKLLNP SLQKVADKRRKDQFKRLIAGCIGKPLGEQFRKEVHIKNLPSLFKKTCPMLETEVL DNDGGGLATIFEP
Notes	This product is produced by and distributed for Abnova, a company based in Taiwan.
Product Application Details	
Applications	Western Blot, ELISA, Immunocytochemistry/ Immunofluorescence, Immunoprecipitation, Sandwich ELISA
Recommended Dilutions	Western Blot 1:500, ELISA, Immunocytochemistry/ Immunofluorescence, Immunoprecipitation, Sandwich ELISA
Application Notes	Antibody reactive against cell lysate and recombinant protein for Western Blot. Has also been used for immunofluorescence and ELISA.

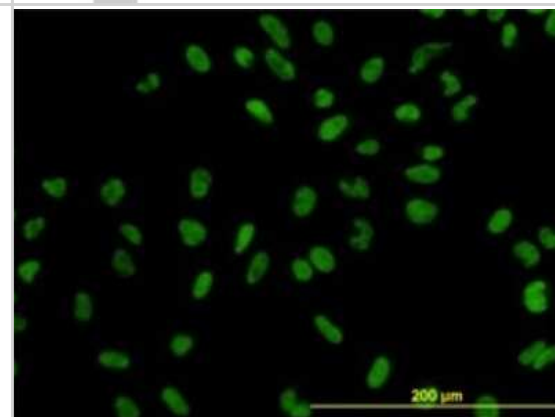


## Images

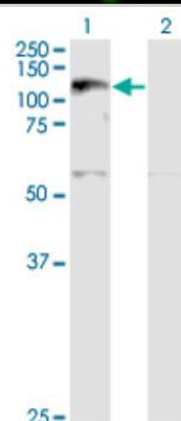
Western Blot: Exportin-5 Antibody (2C5-1B3) [H00057510-M01] - XPO5 monoclonal antibody (M01), clone 2C5-1B3 Analysis of XPO5 expression in HeLa S3 NE.




Immunocytochemistry/Immunofluorescence: Exportin-5 Antibody (2C5-1B3) [H00057510-M01] - Analysis of monoclonal antibody to XPO5 on HeLa cell. Antibody concentration 10 ug/ml.



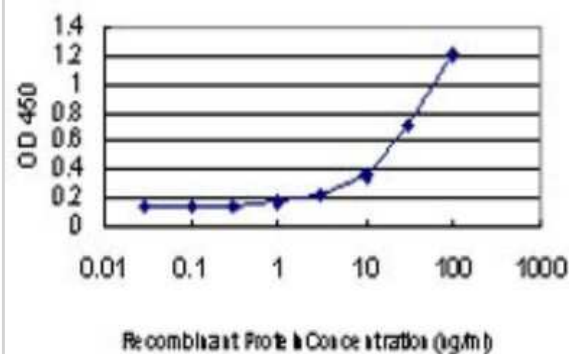
Western Blot: Exportin-5 Antibody (2C5-1B3) [H00057510-M01] - Analysis of XPO5 expression in transfected 293T cell line by XPO5 monoclonal antibody (M01), clone 2C5-1B3. Lane 1: XPO5 transfected lysate (136.3 KDa). Lane 2: Non-transfected lysate.



Immunoprecipitation: Exportin-5 Antibody (2C5-1B3) [H00057510-M01] - Analysis of XPO5 transfected lysate using anti-XPO5 monoclonal antibody and Protein A Magnetic Bead, and immunoblotted with XPO5 MaxPab rabbit polyclonal antibody.



Sandwich ELISA: Exportin-5 Antibody (2C5-1B3) [H00057510-M01] - Detection limit for recombinant GST tagged XPO5 is approximately 1ng/ml as a capture antibody.



## Publications

Clancy J, Zhang Y, Sheehan C et al. An ARF6-Exportin-5 axis delivers pre-miRNA cargo to tumour microvesicles. *Nat Cell Biol.* 2019-06-24 [PMID: 31235936]

Surova O, Akbar NS, Zhivotovsky B. Knock-Down of Core Proteins Regulating MicroRNA Biogenesis Has No Effect on Sensitivity of Lung Cancer Cells to Ionizing Radiation. *PLoS One.* 2012-03-30 [PMID: 22479364]

Luers AJ, Loudig OD, Berman JW. et al. MicroRNAs are expressed and processed by human primary macrophages. *Cell Immunol* 2010-03-27 [PMID: 20403586]

**Novus Biologicals USA**

10730 E. Briarwood Avenue  
Centennial, CO 80112  
USA  
Phone: 303.730.1950  
Toll Free: 1.888.506.6887  
Fax: 303.730.1966  
nb-customerservice@bio-techne.com

**Bio-Techne Canada**

21 Canmotor Ave  
Toronto, ON M8Z 4E6  
Canada  
Phone: 905.827.6400  
Toll Free: 855.668.8722  
Fax: 905.827.6402  
canada.inquires@bio-techne.com

**Bio-Techne Ltd**

19 Barton Lane  
Abingdon Science Park  
Abingdon, OX14 3NB, United Kingdom  
Phone: (44) (0) 1235 529449  
Free Phone: 0800 37 34 15  
Fax: (44) (0) 1235 533420  
info.EMEA@bio-techne.com

**General Contact Information**

www.novusbio.com  
Technical Support: nb-technical@bio-techne.com  
Orders: nb-customerservice@bio-techne.com  
General: novus@novusbio.com

**Products Related to H00057510-M01**

HAF007	Goat anti-Mouse IgG Secondary Antibody [HRP]
NB720-B	Rabbit anti-Mouse IgG (H+L) Secondary Antibody [Biotin]
NBP1-43319-0.5mg	Mouse IgG1 Kappa Isotype Control (P3.6.2.8.1)
H00057510-P01-10ug	Recombinant Human Exportin-5 GST (N-Term) Protein

**Limitations**

This product is for research use only and is not approved for use in humans or in clinical diagnosis. Primary Antibodies are guaranteed for 1 year from date of receipt.

For more information on our 100% guarantee, please visit [www.novusbio.com/guarantee](http://www.novusbio.com/guarantee)

Earn gift cards/discounts by submitting a review: [www.novusbio.com/reviews/submit/H00057510-M01](http://www.novusbio.com/reviews/submit/H00057510-M01)

Earn gift cards/discounts by submitting a publication using this product:  
[www.novusbio.com/publications](http://www.novusbio.com/publications)

