

Product Datasheet

RGM-A Antibody (6D7) - Azide and BSA Free H00056963-M01-100ug

Unit Size: 100 ug

Aliquot and store at -20C or -80C. Avoid freeze-thaw cycles.

www.novusbio.com



technical@novusbio.com

Protocols, Publications, Related Products, Reviews, Research Tools and Images at:
www.novusbio.com/H00056963-M01-100ug

Updated 2/21/2025 v.20.1

Earn rewards for product
reviews and publications.

Submit a publication at www.novusbio.com/publications

Submit a review at www.novusbio.com/reviews/destination/H00056963-M01-100ug



H00056963-M01-100ug

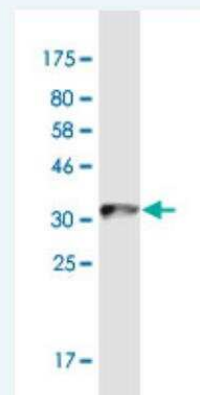
RGM-A Antibody (6D7) - Azide and BSA Free

Product Information	
Unit Size	100 ug
Concentration	Concentrations vary lot to lot. See vial label for concentration. If unlisted please contact technical services.
Storage	Aliquot and store at -20C or -80C. Avoid freeze-thaw cycles.
Clonality	Monoclonal
Clone	6D7
Preservative	No Preservative
Isotype	IgG3 Kappa
Purity	Protein A or G purified
Buffer	In 1x PBS, pH 7.4
Product Description	
Host	Mouse
Gene ID	56963
Gene Symbol	RGMA
Species	Human
Immunogen	RGMA (NP_064596.1, 326 a.a. ~ 423 a.a) partial recombinant protein with GST tag. MW of the GST tag alone is 26 KDa. DFQAFHTNAEGTGARRLAAASPAPTAPETFPYETAVAKCKEKL PVEDLYYQAC VFDLLTTGDVNFTLAAYYAL EDVKMLHSNKDKLHLYERTRDLPGR
Notes	This product is produced by and distributed for Abnova, a company based in Taiwan.
Product Application Details	
Applications	Western Blot, ELISA
Recommended Dilutions	Western Blot, ELISA

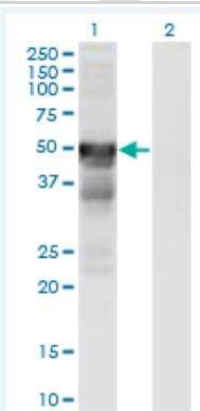


Images

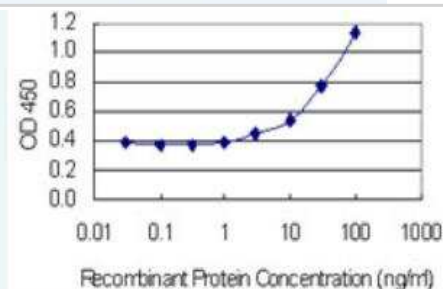
Western Blot: RGM-A Antibody (6D7) [H00056963-M01-100ug] - Detection against Immunogen (36.52 KDa) .



Western Blot: RGM-A Antibody (6D7) [H00056963-M01-100ug] - Analysis of RGMA expression in transfected 293T cell line by RGMA monoclonal antibody (M01), clone 6D7. Lane 1: RGMA transfected lysate (Predicted MW: 49.5 KDa). Lane 2: Non-transfected lysate.



ELISA: RGM-A Antibody (6D7) [H00056963-M01-100ug] - Detection limit for recombinant GST tagged RGMA is 1 ng/ml as a capture antibody.



**Novus Biologicals USA**

10730 E. Briarwood Avenue
Centennial, CO 80112
USA
Phone: 303.730.1950
Toll Free: 1.888.506.6887
Fax: 303.730.1966
nb-customerservice@bio-techne.com

Bio-Techne Canada

21 Canmotor Ave
Toronto, ON M8Z 4E6
Canada
Phone: 905.827.6400
Toll Free: 855.668.8722
Fax: 905.827.6402
canada.inquires@bio-techne.com

Bio-Techne Ltd

19 Barton Lane
Abingdon Science Park
Abingdon, OX14 3NB, United Kingdom
Phone: (44) (0) 1235 529449
Free Phone: 0800 37 34 15
Fax: (44) (0) 1235 533420
info.EMEA@bio-techne.com

General Contact Information

www.novusbio.com
Technical Support: nb-technical@bio-techne.com
Orders: nb-customerservice@bio-techne.com
General: novus@novusbio.com

Products Related to H00056963-M01-100ug

HAF007	Goat anti-Mouse IgG Secondary Antibody [HRP]
NB720-B	Rabbit anti-Mouse IgG (H+L) Secondary Antibody [Biotin]
NBP1-96978	Mouse IgG3 Kappa Light Chain Isotype Control (MG3K)
NBP2-58165PEP	RGM-A Recombinant Protein Antigen

Limitations

This product is for research use only and is not approved for use in humans or in clinical diagnosis. Primary Antibodies are guaranteed for 1 year from date of receipt.

For more information on our 100% guarantee, please visit www.novusbio.com/guarantee

Earn gift cards/discounts by submitting a review: www.novusbio.com/reviews/submit/H00056963-M01-100ug

Earn gift cards/discounts by submitting a publication using this product:
www.novusbio.com/publications

