

Product Datasheet

OTUD7B/Cezanne/ZA20D1 Antibody (2B4) - Azide and BSA Free **H00056957-M01**

Unit Size: 0.1 mg

Aliquot and store at -20C or -80C. Avoid freeze-thaw cycles.

www.novusbio.com



technical@novusbio.com

Protocols, Publications, Related Products, Reviews, Research Tools and Images at:
www.novusbio.com/H00056957-M01

Updated 2/21/2025 v.20.1

Earn rewards for product reviews and publications.

Submit a publication at www.novusbio.com/publications

Submit a review at www.novusbio.com/reviews/destination/H00056957-M01



H00056957-M01

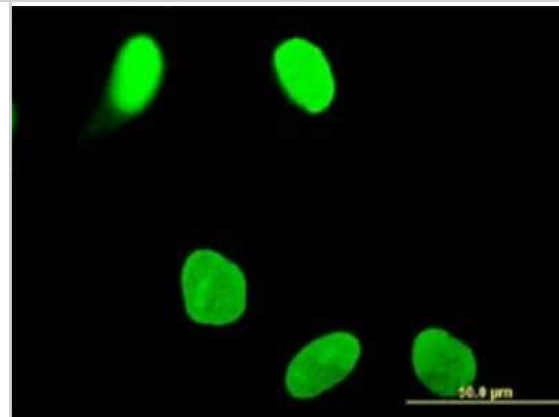
OTUD7B/Cezanne/ZA20D1 Antibody (2B4) - Azide and BSA Free

Product Information	
Unit Size	0.1 mg
Concentration	Concentrations vary lot to lot. See vial label for concentration. If unlisted please contact technical services.
Storage	Aliquot and store at -20C or -80C. Avoid freeze-thaw cycles.
Clonality	Monoclonal
Clone	2B4
Preservative	No Preservative
Isotype	IgG2b Kappa
Purity	IgG purified
Buffer	In 1x PBS, pH 7.4
Product Description	
Host	Mouse
Gene ID	56957
Gene Symbol	OTUD7B
Species	Human
Specificity/Sensitivity	ZA20D1 - zinc finger, A20 domain containing 1 (2B4)
Immunogen	ZA20D1 (NP_064590, 759 a.a. ~ 858 a.a) partial recombinant protein with GST tag. MW of the GST tag alone is 26 KDa. DSIPSLEPGSHSKDGLHRGALLPPPYRVADSYSNGYREPPEPDGWAGGLRGL PPTQTKCKQPNCFSYGH PETNNFCSCCYREELRRREREPDGELLVHRF
Notes	This product is produced by and distributed for Abnova, a company based in Taiwan.
Product Application Details	
Applications	Western Blot, ELISA, Immunocytochemistry/ Immunofluorescence, Immunohistochemistry, Immunohistochemistry-Paraffin, Sandwich ELISA
Recommended Dilutions	Western Blot 1:500, ELISA, Immunohistochemistry, Immunocytochemistry/ Immunofluorescence, Immunohistochemistry-Paraffin, Sandwich ELISA
Application Notes	Antibody Reactive Against Recombinant Protein with GST tag on ELISA and Western Blot. GST tag alone is used as a negative control.

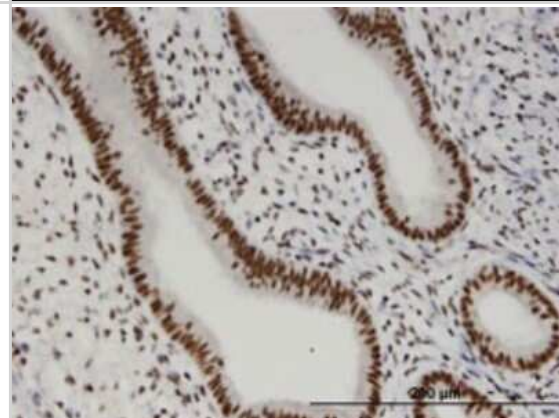


Images

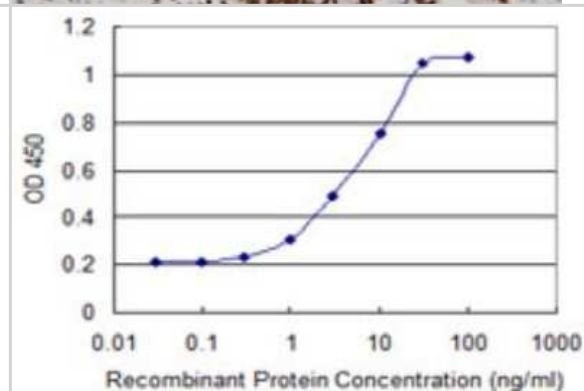
Immunocytochemistry/Immunofluorescence: OTUD7B/Cezanne/ZA20D1 Antibody (2B4) [H00056957-M01] - Analysis of monoclonal antibody to OTUD7B on HeLa cell . Antibody concentration 10 ug/ml.



Immunohistochemistry-Paraffin: OTUD7B/Cezanne/ZA20D1 Antibody (2B4) [H00056957-M01] - Analysis of monoclonal antibody to OTUD7B on formalin-fixed paraffin-embedded human endometrium. Antibody concentration 3 ug/ml.



Sandwich ELISA: OTUD7B/Cezanne/ZA20D1 Antibody (2B4) [H00056957-M01] - Detection limit for recombinant GST tagged OTUD7B is 0.3 ng/ml as a capture antibody.





Novus Biologicals USA

10730 E. Briarwood Avenue
Centennial, CO 80112
USA
Phone: 303.730.1950
Toll Free: 1.888.506.6887
Fax: 303.730.1966
nb-customerservice@bio-techne.com

Bio-Techne Canada

21 Canmotor Ave
Toronto, ON M8Z 4E6
Canada
Phone: 905.827.6400
Toll Free: 855.668.8722
Fax: 905.827.6402
canada.inquires@bio-techne.com

Bio-Techne Ltd

19 Barton Lane
Abingdon Science Park
Abingdon, OX14 3NB, United Kingdom
Phone: (44) (0) 1235 529449
Free Phone: 0800 37 34 15
Fax: (44) (0) 1235 533420
info.EMEA@bio-techne.com

General Contact Information

www.novusbio.com
Technical Support: nb-technical@bio-techne.com
Orders: nb-customerservice@bio-techne.com
General: novus@novusbio.com

Products Related to H00056957-M01

HAF007	Goat anti-Mouse IgG Secondary Antibody [HRP]
NB720-B	Rabbit anti-Mouse IgG (H+L) Secondary Antibody [Biotin]
NBP1-43317-0.5mg	Mouse IgG2b Kappa Light Chain Isotype Control (MG2b)
NBP1-88095PEP	OTUD7B/Cezanne/ZA20D1 Recombinant Protein Antigen

Limitations

This product is for research use only and is not approved for use in humans or in clinical diagnosis. Primary Antibodies are guaranteed for 1 year from date of receipt.

For more information on our 100% guarantee, please visit www.novusbio.com/guarantee

Earn gift cards/discounts by submitting a review: www.novusbio.com/reviews/submit/H00056957-M01

Earn gift cards/discounts by submitting a publication using this product:
www.novusbio.com/publications

