

# Product Datasheet

## CMAS Antibody (5A2) H00055907-M01

Unit Size: 0.1 mg

Aliquot and store at -20C or -80C. Avoid freeze-thaw cycles.

[www.novusbio.com](http://www.novusbio.com)



[technical@novusbio.com](mailto:technical@novusbio.com)

Protocols, Publications, Related Products, Reviews, Research Tools and Images at:  
[www.novusbio.com/H00055907-M01](http://www.novusbio.com/H00055907-M01)

Updated 6/9/2020 v.20.1

Earn rewards for product  
reviews and publications.

Submit a publication at [www.novusbio.com/publications](http://www.novusbio.com/publications)

Submit a review at [www.novusbio.com/reviews/destination/H00055907-M01](http://www.novusbio.com/reviews/destination/H00055907-M01)



**H00055907-M01**

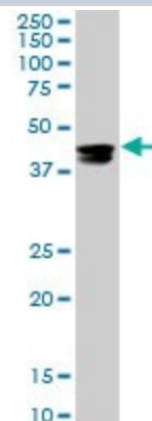
CMAS Antibody (5A2)

<b>Product Information</b>	
<b>Unit Size</b>	0.1 mg
<b>Concentration</b>	Concentrations vary lot to lot. See vial label for concentration. If unlisted please contact technical services.
<b>Storage</b>	Aliquot and store at -20C or -80C. Avoid freeze-thaw cycles.
<b>Clonality</b>	Monoclonal
<b>Clone</b>	5A2
<b>Preservative</b>	No Preservative
<b>Isotype</b>	IgG2a Kappa
<b>Purity</b>	IgG purified
<b>Buffer</b>	In 1x PBS, pH 7.4
<b>Product Description</b>	
<b>Host</b>	Mouse
<b>Gene ID</b>	55907
<b>Gene Symbol</b>	CMAS
<b>Species</b>	Human, Mouse, Rat
<b>Reactivity Notes</b>	Human, mouse & rat. Other species have not been tested.
<b>Specificity/Sensitivity</b>	CMAS - cytidine monophosphate N-acetylneuraminic acid synthetase
<b>Immunogen</b>	CMAS (NP_061156, 164 a.a. ~ 263 a.a) partial recombinant protein with GST tag. MW of the GST tag alone is 26 KDa. EGYDSVFSVRRHQFRWSEIQKGVREVTEPLNLPKRPRRQDWDGELYEN GSFYFAKRHLIEMGYLQGGKMAYYEMRAEHSVDIDVDIDWPIAEQRLR
<b>Notes</b>	This product is produced by and distributed for Abnova, a company based in Taiwan.
<b>Product Application Details</b>	
<b>Applications</b>	Western Blot, ELISA, Immunocytochemistry/Immunofluorescence, Immunohistochemistry, Immunohistochemistry-Paraffin, Sandwich ELISA
<b>Recommended Dilutions</b>	Western Blot 1:500, ELISA, Immunohistochemistry, Immunocytochemistry/Immunofluorescence, Immunohistochemistry-Paraffin, Sandwich ELISA
<b>Application Notes</b>	Antibody reactive against cell lysate and recombinant protein for Western Blot. Has also been used for immunofluorescence, immunohistochemistry (paraffin), and ELISA.

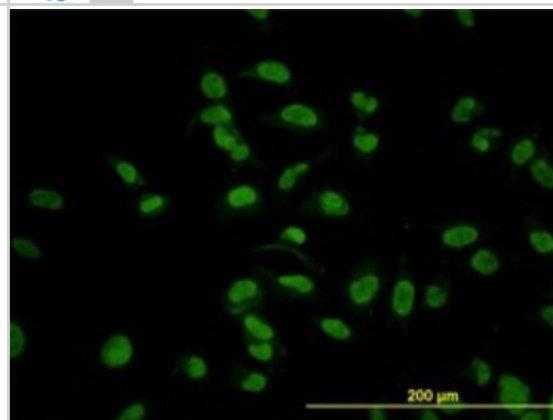


## Images

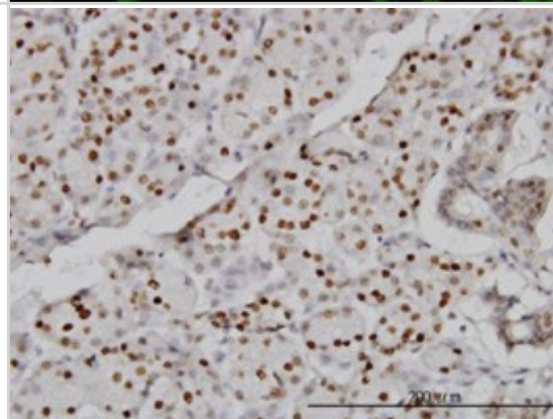
Western Blot: CMAS Antibody (5A2) [H00055907-M01] - CMAS monoclonal antibody (M01), clone 5A2. Analysis of CMAS expression in Raw 264.7.



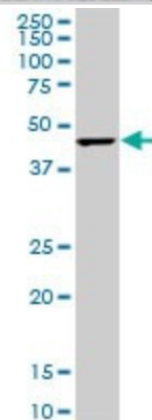
Immunocytochemistry/Immunofluorescence: CMAS Antibody (5A2) [H00055907-M01] - Analysis of monoclonal antibody to CMAS on HeLa cell. Antibody concentration 10 ug/ml.



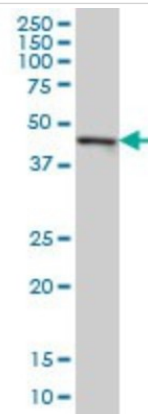
Immunohistochemistry-Paraffin: CMAS Antibody (5A2) [H00055907-M01] - Analysis of monoclonal antibody to CMAS on formalin-fixed paraffin-embedded human salivary gland. Antibody concentration 3 ug/ml.




Western Blot: CMAS Antibody (5A2) [H00055907-M01] - CMAS monoclonal antibody (M01), clone 5A2. Analysis of CMAS expression in PC-12.



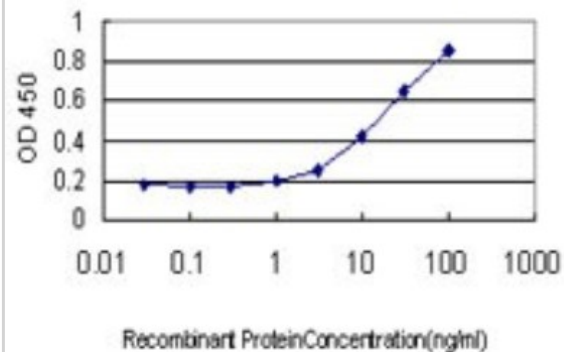
Western Blot: CMAS Antibody (5A2) [H00055907-M01] - CMAS monoclonal antibody (M01), clone 5A2 Analysis of CMAS expression in Hela S3 NE.



Western Blot: CMAS Antibody (5A2) [H00055907-M01] - CMAS monoclonal antibody (M01), clone 5A2. Analysis of CMAS expression in NIH/3T3.



Sandwich ELISA: CMAS Antibody (5A2) [H00055907-M01] - Detection limit for recombinant GST tagged CMAS is approximately 1ng/ml as a capture antibody.





### Novus Biologicals USA

10730 E. Briarwood Avenue  
Centennial, CO 80112  
USA

Phone: 303.730.1950  
Toll Free: 1.888.506.6887  
Fax: 303.730.1966  
novus@novusbio.com

### Bio-Techne Canada

21 Canmotor Ave  
Toronto, ON M8Z 4E6  
Canada

Phone: 905.827.6400  
Toll Free: 855.668.8722  
Fax: 905.827.6402  
canada.inquires@bio-techne.com

### Bio-Techne Ltd

19 Barton Lane  
Abingdon Science Park  
Abingdon, OX14 3NB, United Kingdom  
Phone: (44) (0) 1235 529449  
Free Phone: 0800 37 34 15  
Fax: (44) (0) 1235 533420  
info.EMEA@bio-techne.com

### General Contact Information

www.novusbio.com  
Technical Support: technical@novusbio.com  
Orders: orders@novusbio.com  
General: novus@novusbio.com

### Products Related to H00055907-M01

---

HAF007	Goat anti-Mouse IgG Secondary Antibody [HRP (Horseradish Peroxidase)]
NB720-B	Rabbit anti-Mouse IgG (H+L) Secondary Antibody [Biotin]
NBP1-96981-0.5mg	Mouse IgG2a Kappa Isotype Control (M2AK)
H00055907-Q01-10ug	Recombinant Human CMAS GST (N-Term) Protein

---

### Limitations

This product is for research use only and is not approved for use in humans or in clinical diagnosis. Primary Antibodies are guaranteed for 1 year from date of receipt.

For more information on our 100% guarantee, please visit [www.novusbio.com/guarantee](http://www.novusbio.com/guarantee)

Earn gift cards/discounts by submitting a review: [www.novusbio.com/reviews/submit/H00055907-M01](http://www.novusbio.com/reviews/submit/H00055907-M01)

Earn gift cards/discounts by submitting a publication using this product:  
[www.novusbio.com/publications](http://www.novusbio.com/publications)

