

# Product Datasheet

## VPS35 Antibody (2D3) - Azide and BSA Free H00055737-M02

Unit Size: 0.1 mg

Aliquot and store at -20C or -80C. Avoid freeze-thaw cycles.

[www.novusbio.com](http://www.novusbio.com)



[technical@novusbio.com](mailto:technical@novusbio.com)

### Publications: 9

Protocols, Publications, Related Products, Reviews, Research Tools and Images at:  
[www.novusbio.com/H00055737-M02](http://www.novusbio.com/H00055737-M02)

Updated 2/21/2025 v.20.1

Earn rewards for product  
reviews and publications.

Submit a publication at [www.novusbio.com/publications](http://www.novusbio.com/publications)

Submit a review at [www.novusbio.com/reviews/destination/H00055737-M02](http://www.novusbio.com/reviews/destination/H00055737-M02)



**H00055737-M02**


VPS35 Antibody (2D3) - Azide and BSA Free

Product Information	
Unit Size	0.1 mg
Concentration	Concentrations vary lot to lot. See vial label for concentration. If unlisted please contact technical services.
Storage	Aliquot and store at -20C or -80C. Avoid freeze-thaw cycles.
Clonality	Monoclonal
Clone	2D3
Preservative	No Preservative
Isotype	IgG2a Kappa
Purity	IgG purified
Buffer	In 1x PBS, pH 7.4
Product Description	
Host	Mouse
Gene ID	55737
Gene Symbol	VPS35
Species	Human, Mouse, Rat
Reactivity Notes	Mouse reactivity reported in scientific literature (PMID: 25190809). Other species not tested.
Specificity/Sensitivity	VPS35 (2D3)
Immunogen	VPS35 (NP_060676, 697 a.a. ~ 796 a.a) partial recombinant protein with GST tag. MW of the GST tag alone is 26 KDa. MECLKKALKIANQCMDPSLQVQLFIEILNRYIYFYEKENDAVTIQVLNQLIQKIRE DLPNLESSEETE QINKHFHNTLEHLRLRRESPESSEGP IYEG LIL
Notes	This product is produced by and distributed for Abnova, a company based in Taiwan.
Product Application Details	
Applications	Western Blot, ELISA, Immunocytochemistry/ Immunofluorescence, Immunoprecipitation
Recommended Dilutions	Western Blot 1:500, ELISA 1:100-1:2000, Immunocytochemistry/ Immunofluorescence, Immunoprecipitation
Application Notes	Antibody Reactive against Recombinant Protein with GST tag on ELISA and Western Blot. GST tag alone is used as a negative control. Use in Immunocytochemistry/immunofluorescence reported in scientific literature (PMID 28146471).

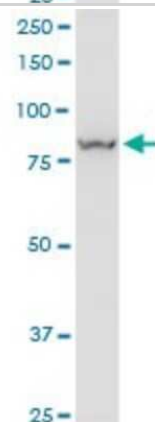


## Images

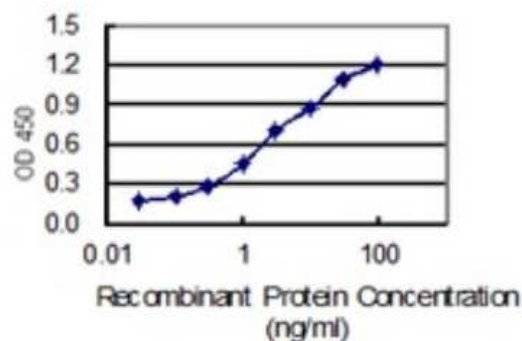
Western Blot: VPS35 Antibody (2D3) [H00055737-M02] - VPS35 monoclonal antibody (M02), clone 2D3. Analysis of VPS35 expression in human colon.



Western Blot: VPS35 Antibody (2D3) [H00055737-M02] - VPS35 monoclonal antibody (M02), clone 2D3. Analysis of VPS35 expression in HeLa.



ELISA: VPS35 Antibody (2D3) [H00055737-M02] - Detection limit for recombinant GST tagged VPS35 is 0.03 ng/ml as a capture antibody.



## Publications

Abhishek M, Rodolfo Z, Vincent S et al. A new functional role of mitochondria-anchored protein ligase in peroxisome morphology in mammalian cells. *J Cell Biochem*. 2021-07-28 [PMID: 34322908]

Chelsie K, Anusha K, Austen M et al. Endosomal traffic and glutamate synapse activity are increased in VPS35 D620N mutant knock-in mouse neurons, and resistant to LRRK2 kinase inhibition. *Mol Brain*. 2021-09-16 [PMID: 34530877]

Follett J, Fox JD, Gustavsson EK et al. DNAJC13 p.Asn855Ser, implicated in familial parkinsonism, alters membrane dynamics of Sorting Nexin 1. *Neurosci Lett*. 2019-05-11 [PMID: 31082451]

Cataldi S, Follett J, Fox JD et al. Altered dopamine release and monoamine transporters in Vps35 p.D620N knock-in mice. *NPJ Parkinsons Dis* 2018-08-21 [PMID: 30155515]

Ayumu S, Sevan M, Prudent J, McBride H. Newly born peroxisomes are a hybrid of mitochondrial and ER-derived pre-peroxisomes *Nature*. [PMID: 28146471] (ICC/IF, Human)

Prosser DC, Tran D, Schooley A et al. A Novel, Retromer-Independent Role for Sorting Nexins 1 and 2 in RhoG-Dependent Membrane Remodeling. *Traffic*. 2010-08-03 [PMID: 20604901]

Munsie LN, Milnerwood AJ, Seibler P et al. Retromer-dependent neurotransmitter receptor trafficking to synapses is altered by the Parkinson's Disease VPS35 mutation p.D620N. *Hum Mol Genet*. 2014-11-21 [PMID: 25416282]

Brigidi GS, Santyr B, Shimell J et al. Activity-regulated trafficking of the palmitoyl-acyl transferase DHHC5. *Nat Commun*. 2015-09-03 [PMID: 26334723]

Kang Yunhee, Ge Yuan, Cassidy Robert M et al. A combined transgenic proteomic analysis and regulated trafficking of neuroligin-2. *J Biol Chem*. 2014-10-17 [PMID: 25190809] (Mouse)



**Novus Biologicals USA**

10730 E. Briarwood Avenue  
Centennial, CO 80112  
USA  
Phone: 303.730.1950  
Toll Free: 1.888.506.6887  
Fax: 303.730.1966  
nb-customerservice@bio-techne.com

**Bio-Techne Canada**

21 Canmotor Ave  
Toronto, ON M8Z 4E6  
Canada  
Phone: 905.827.6400  
Toll Free: 855.668.8722  
Fax: 905.827.6402  
canada.inquires@bio-techne.com

**Bio-Techne Ltd**

19 Barton Lane  
Abingdon Science Park  
Abingdon, OX14 3NB, United Kingdom  
Phone: (44) (0) 1235 529449  
Free Phone: 0800 37 34 15  
Fax: (44) (0) 1235 533420  
info.EMEA@bio-techne.com

**General Contact Information**

[www.novusbio.com](http://www.novusbio.com)  
Technical Support: nb-technical@bio-techne.com  
Orders: nb-customerservice@bio-techne.com  
General: novus@novusbio.com

**Products Related to H00055737-M02**

HAF007	Goat anti-Mouse IgG Secondary Antibody [HRP]
NB720-B	Rabbit anti-Mouse IgG (H+L) Secondary Antibody [Biotin]
NBP1-96981-0.5mg	Mouse IgG2a Kappa Isotype Control (M2AK)
H00055737-P01-10ug	Recombinant Human VPS35 GST (N-Term) Protein

**Limitations**

This product is for research use only and is not approved for use in humans or in clinical diagnosis. Primary Antibodies are guaranteed for 1 year from date of receipt.

For more information on our 100% guarantee, please visit [www.novusbio.com/guarantee](http://www.novusbio.com/guarantee)

Earn gift cards/discounts by submitting a review: [www.novusbio.com/reviews/submit/H00055737-M02](http://www.novusbio.com/reviews/submit/H00055737-M02)

Earn gift cards/discounts by submitting a publication using this product:  
[www.novusbio.com/publications](http://www.novusbio.com/publications)

