

Product Datasheet

THUMPD1 Antibody (4A11)

H00055623-M01

Unit Size: 0.1 mg

Aliquot and store at -20C or -80C. Avoid freeze-thaw cycles.

www.novusbio.com



technical@novusbio.com

Protocols, Publications, Related Products, Reviews, Research Tools and Images at:
www.novusbio.com/H00055623-M01

Updated 5/13/2021 v.20.1

Earn rewards for product
reviews and publications.

Submit a publication at www.novusbio.com/publications

Submit a review at www.novusbio.com/reviews/destination/H00055623-M01



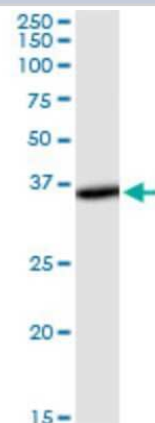
H00055623-M01**THUMPD1 Antibody (4A11)**

Product Information	
Unit Size	0.1 mg
Concentration	This product is unpurified. The exact concentration of antibody is not quantifiable.
Storage	Aliquot and store at -20C or -80C. Avoid freeze-thaw cycles.
Clonality	Monoclonal
Clone	4A11
Preservative	No Preservative
Isotype	IgG1 Kappa
Purity	Ascites
Buffer	In 1x PBS, pH 7.4
Product Description	
Host	Mouse
Gene ID	55623
Gene Symbol	THUMPD1
Species	Human
Reactivity Notes	Human. Other species not tested.
Specificity/Sensitivity	THUMPD1 - THUMP domain containing 1
Immunogen	THUMPD1 (AAH00448, 1 a.a. ~ 353 a.a) full-length recombinant protein with GST tag. MW of the GST tag alone is 26 KDa. MAAPAQQTTPGGGKRKGKAQYVLAKRARRCDAGGPRQLEPGLQGILITCNM NERKCVEEAYSLLNEYGDDMYGPEKFTDKDQQPSGSEGEDDDAEAAALKKEVG DIKASTEMRLRRFQSVESGANNVVFIRTLGIEPEKLVHHILQDMYKTKKKKTRVI LRMLPISGTCKAFLEDMKKYAETFLEPWFKAPNKGTFQIVYKSRNNSHVNREE VIRELAGIVCTLNSENKVDLTNPQYTVVVEIIKAVCCLSVVKDYMLFRKYNLQEV VKSPKDPSQLNSKQNGKEAKLESADKSDQNNTAEGKNNQQVPENTEELGQ TKPTSNPQVVNEGGAKPELASQATEGSKSNENDFS
Notes	This product is produced by and distributed for Abnova, a company based in Taiwan.
Product Application Details	
Applications	Western Blot, ELISA, Immunohistochemistry, Immunohistochemistry-Paraffin, Sandwich ELISA
Recommended Dilutions	Western Blot 1:500, ELISA, Immunohistochemistry, Immunohistochemistry-Paraffin, Sandwich ELISA
Application Notes	Antibody reactive against recombinant protein for Western Blot. Has also been used for immunohistochemistry (paraffin) and ELISA.

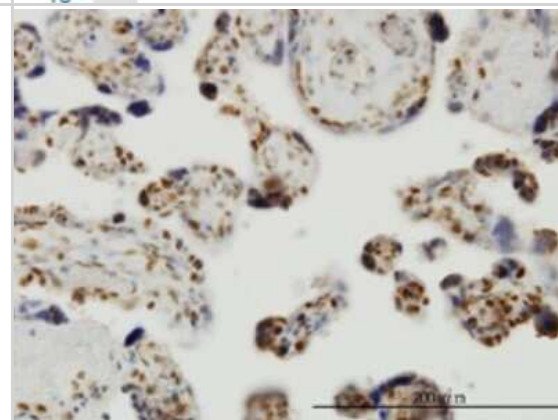


Images

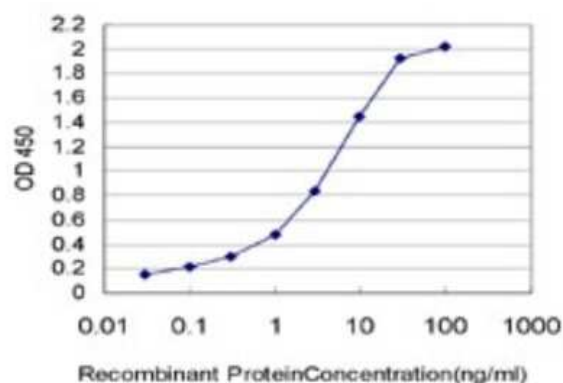
Western Blot: THUMPD1 Antibody (4A11) [H00055623-M01] - THUMPD1 monoclonal antibody (M01), clone 4A11. Analysis of THUMPD1 expression in human kidney.



Immunohistochemistry-Paraffin: THUMPD1 Antibody (4A11) [H00055623-M01] - Analysis of monoclonal antibody to THUMPD1 on formalin-fixed paraffin-embedded human placenta. Antibody concentration 3 ug/ml.



Sandwich ELISA: THUMPD1 Antibody (4A11) [H00055623-M01] - Detection limit for recombinant GST tagged THUMPD1 is approximately 0.03ng/ml as a capture antibody.





Novus Biologicals USA

10730 E. Briarwood Avenue
Centennial, CO 80112
USA
Phone: 303.730.1950
Toll Free: 1.888.506.6887
Fax: 303.730.1966
novus@novusbio.com

Bio-Techne Canada

21 Canmotor Ave
Toronto, ON M8Z 4E6
Canada
Phone: 905.827.6400
Toll Free: 855.668.8722
Fax: 905.827.6402
canada.inquires@bio-techne.com

Bio-Techne Ltd

19 Barton Lane
Abingdon Science Park
Abingdon, OX14 3NB, United Kingdom
Phone: (44) (0) 1235 529449
Free Phone: 0800 37 34 15
Fax: (44) (0) 1235 533420
info.EMEA@bio-techne.com

General Contact Information

www.novusbio.com
Technical Support: technical@novusbio.com
Orders: orders@novusbio.com
General: novus@novusbio.com

Limitations

This product is for research use only and is not approved for use in humans or in clinical diagnosis. Primary Antibodies are guaranteed for 1 year from date of receipt.

For more information on our 100% guarantee, please visit www.novusbio.com/guarantee

Earn gift cards/discounts by submitting a review: www.novusbio.com/reviews/submit/H00055623-M01

Earn gift cards/discounts by submitting a publication using this product:
www.novusbio.com/publications

