

Product Datasheet

BMP2K Antibody (X1) - Azide and BSA Free H00055589-M03

Unit Size: 0.1 mg

Aliquot and store at -20C or -80C. Avoid freeze-thaw cycles.

www.novusbio.com



technical@novusbio.com

Protocols, Publications, Related Products, Reviews, Research Tools and Images at:
www.novusbio.com/H00055589-M03

Updated 2/21/2025 v.20.1

Earn rewards for product
reviews and publications.

Submit a publication at www.novusbio.com/publications

Submit a review at www.novusbio.com/reviews/destination/H00055589-M03



H00055589-M03


BMP2K Antibody (X1) - Azide and BSA Free

Product Information	
Unit Size	0.1 mg
Concentration	Concentrations vary lot to lot. See vial label for concentration. If unlisted please contact technical services.
Storage	Aliquot and store at -20C or -80C. Avoid freeze-thaw cycles.
Clonality	Monoclonal
Clone	X1
Preservative	No Preservative
Isotype	IgG2a Kappa
Purity	IgG purified
Buffer	In 1x PBS, pH 7.4
Product Description	
Host	Mouse
Gene ID	55589
Gene Symbol	BMP2K
Species	Human
Immunogen	BMP2K (AAH36021, 540 a.a. ~ 650 a.a) partial recombinant protein with GST tag. MW of the GST tag alone is 26 KDa. YQQAFFQQQMLAQHQPSQQQASPEYLTSPQEFSPALVSYTSSLPAQVGTIMD SSYSANRSVADKEAIANFTNQKNISNPPDMSGWNPFGEDNFSKLTEEELLDRE FDLLRS
Notes	This product is produced by and distributed for Abnova, a company based in Taiwan.
Product Application Details	
Applications	Western Blot, ELISA, Immunocytochemistry/ Immunofluorescence, Sandwich ELISA, Knockdown Validated
Recommended Dilutions	Western Blot, ELISA, Immunocytochemistry/ Immunofluorescence, Sandwich ELISA, Knockdown Validated
Application Notes	This antibody is useful for ELISA, Western Blot, Immunofluorescence

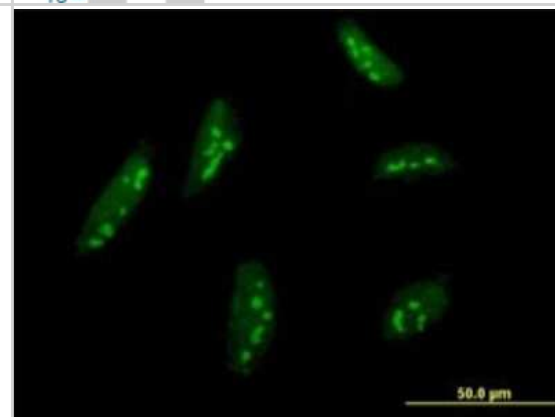


Images

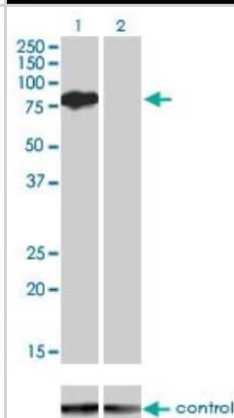
Western Blot: BMP2K Antibody (X1) [H00055589-M03] - Analysis of BMP2K expression in transfected 293T cell line by BMP2K monoclonal antibody (M03), clone X1. Lane 1: BMP2K transfected lysate (73.9 KDa). Lane 2: Non-transfected lysate.



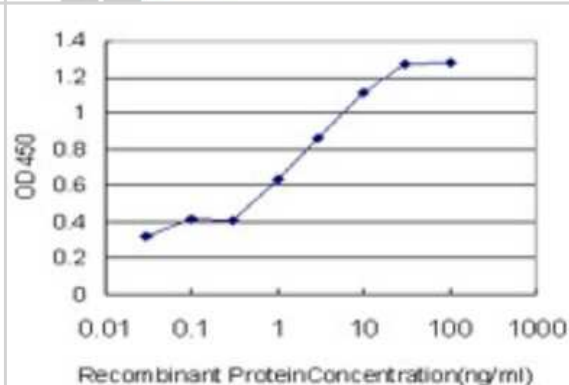
Immunocytochemistry/Immunofluorescence: BMP2K Antibody (X1) [H00055589-M03] - Analysis of monoclonal antibody to BMP2K on HeLa cell. Antibody concentration 10 ug/ml



Western Blot: BMP2K Antibody (X1) [H00055589-M03] - Analysis of BMP2K over-expressed 293 cell line, cotransfected with BMP2K Validated Chimera RNAi (Cat # H00055589-R01V) (Lane 2) or non-transfected control (Lane 1). Blot probed with BMP2K monoclonal antibody (M03) clone X1 (Cat # H00055589-M03). GAPDH (



Sandwich ELISA: BMP2K Antibody (X1) [H00055589-M03] - Detection limit for recombinant GST tagged BMP2K is approximately 0.1ng/ml as a capture antibody.





Novus Biologicals USA

10730 E. Briarwood Avenue
Centennial, CO 80112
USA
Phone: 303.730.1950
Toll Free: 1.888.506.6887
Fax: 303.730.1966
nb-customerservice@bio-techne.com

Bio-Techne Canada

21 Canmotor Ave
Toronto, ON M8Z 4E6
Canada
Phone: 905.827.6400
Toll Free: 855.668.8722
Fax: 905.827.6402
canada.inquires@bio-techne.com

Bio-Techne Ltd

19 Barton Lane
Abingdon Science Park
Abingdon, OX14 3NB, United Kingdom
Phone: (44) (0) 1235 529449
Free Phone: 0800 37 34 15
Fax: (44) (0) 1235 533420
info.EMEA@bio-techne.com

General Contact Information

www.novusbio.com
Technical Support: nb-technical@bio-techne.com
Orders: nb-customerservice@bio-techne.com
General: novus@novusbio.com

Products Related to H00055589-M03

HAF007	Goat anti-Mouse IgG Secondary Antibody [HRP]
NB720-B	Rabbit anti-Mouse IgG (H+L) Secondary Antibody [Biotin]
NBP1-96981-0.5mg	Mouse IgG2a Kappa Isotype Control (M2AK)
H00055589-Q01-10ug	Recombinant Human BMP2K GST (N-Term) Protein

Limitations

This product is for research use only and is not approved for use in humans or in clinical diagnosis. Primary Antibodies are guaranteed for 1 year from date of receipt.

For more information on our 100% guarantee, please visit www.novusbio.com/guarantee

Earn gift cards/discounts by submitting a review: www.novusbio.com/reviews/submit/H00055589-M03

Earn gift cards/discounts by submitting a publication using this product:
www.novusbio.com/publications

