

Product Datasheet

BMP2K Antibody (1F11) - Azide and BSA Free H00055589-M02

Unit Size: 0.1 mg

Aliquot and store at -20C or -80C. Avoid freeze-thaw cycles.

www.novusbio.com



technical@novusbio.com

Protocols, Publications, Related Products, Reviews, Research Tools and Images at:
www.novusbio.com/H00055589-M02

Updated 2/21/2025 v.20.1

**Earn rewards for product
reviews and publications.**

Submit a publication at www.novusbio.com/publications

Submit a review at www.novusbio.com/reviews/destination/H00055589-M02



H00055589-M02


BMP2K Antibody (1F11) - Azide and BSA Free

| Product Information | |
|-----------------------------|--|
| Unit Size | 0.1 mg |
| Concentration | Concentrations vary lot to lot. See vial label for concentration. If unlisted please contact technical services. |
| Storage | Aliquot and store at -20C or -80C. Avoid freeze-thaw cycles. |
| Clonality | Monoclonal |
| Clone | 1F11 |
| Preservative | No Preservative |
| Isotype | IgG2b Kappa |
| Purity | Protein A purified |
| Buffer | In 1x PBS, pH 7.4 |
| Product Description | |
| Host | Mouse |
| Gene ID | 55589 |
| Gene Symbol | BMP2K |
| Species | Human |
| Specificity/Sensitivity | BMP2K (1F11) |
| Immunogen | BMP2K (AAH36021, 540 a.a. ~ 650 a.a) partial recombinant protein with GST tag. MW of the GST tag alone is 26 KDa. YQQAFFQQQMLAQHQPSQQQASPEYLTSPQEFSPALVSYTSSLPAQVGTIMD SSYSANRSVADKEAIANFTNQKNISNPPDMSGWNPFGEDNFSKLTEEELLDRE FDLLRS |
| Notes | This product is produced by and distributed for Abnova, a company based in Taiwan. |
| Product Application Details | |
| Applications | Western Blot, ELISA, Sandwich ELISA |
| Recommended Dilutions | Western Blot 1:500, ELISA, Sandwich ELISA |
| Application Notes | Antibody reactive against cell lysate and recombinant protein for western blot. It has also been used for ELISA. |

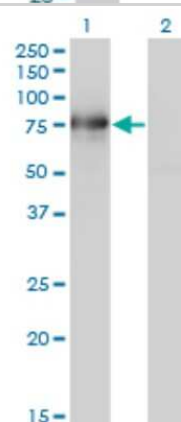


Images

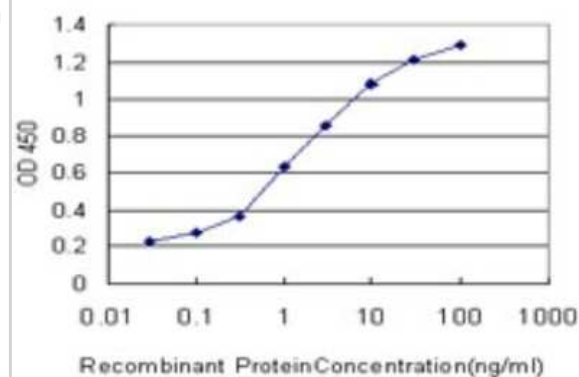
Western Blot: BMP2K Antibody (1F11) [H00055589-M02] - BMP2K monoclonal antibody (M02), clone 1F11 Analysis of BMP2K expression in MCF-7.



Western Blot: BMP2K Antibody (1F11) [H00055589-M02] - Analysis of BMP2K expression in transfected 293T cell line by BMP2K monoclonal antibody (M02), clone 1F11. Lane 1: BMP2K transfected lysate (73.9 kDa). Lane 2: Non-transfected lysate.



Sandwich ELISA: BMP2K Antibody (1F11) [H00055589-M02] - Detection limit for recombinant GST tagged BMP2K is approximately 0.03 ng/ml as a capture antibody.





Novus Biologicals USA

10730 E. Briarwood Avenue
Centennial, CO 80112
USA
Phone: 303.730.1950
Toll Free: 1.888.506.6887
Fax: 303.730.1966
nb-customerservice@bio-techne.com

Bio-Techne Canada

21 Canmotor Ave
Toronto, ON M8Z 4E6
Canada
Phone: 905.827.6400
Toll Free: 855.668.8722
Fax: 905.827.6402
canada.inquires@bio-techne.com

Bio-Techne Ltd

19 Barton Lane
Abingdon Science Park
Abingdon, OX14 3NB, United Kingdom
Phone: (44) (0) 1235 529449
Free Phone: 0800 37 34 15
Fax: (44) (0) 1235 533420
info.EMEA@bio-techne.com

General Contact Information

www.novusbio.com
Technical Support: nb-technical@bio-techne.com
Orders: nb-customerservice@bio-techne.com
General: novus@novusbio.com

Products Related to H00055589-M02

| | |
|------------------|---|
| NB820-59465 | MCF-7 Whole Cell Lysate |
| HAF007 | Goat anti-Mouse IgG Secondary Antibody [HRP] |
| NB720-B | Rabbit anti-Mouse IgG (H+L) Secondary Antibody [Biotin] |
| NBP1-43317-0.5mg | Mouse IgG2b Kappa Light Chain Isotype Control (MG2b) |

Limitations

This product is for research use only and is not approved for use in humans or in clinical diagnosis. Primary Antibodies are guaranteed for 1 year from date of receipt.

For more information on our 100% guarantee, please visit www.novusbio.com/guarantee

Earn gift cards/discounts by submitting a review: www.novusbio.com/reviews/submit/H00055589-M02

Earn gift cards/discounts by submitting a publication using this product:
www.novusbio.com/publications

