

# Product Datasheet

## FANCL Antibody H0055120-D01P

Unit Size: 0.1 mg

Aliquot and store at -20C or -80C. Avoid freeze-thaw cycles.

[www.novusbio.com](http://www.novusbio.com)



[technical@novusbio.com](mailto:technical@novusbio.com)

Protocols, Publications, Related Products, Reviews, Research Tools and Images at:  
[www.novusbio.com/H0055120-D01P](http://www.novusbio.com/H0055120-D01P)

Updated 8/27/2023 v.20.1

Earn rewards for product  
reviews and publications.

Submit a publication at [www.novusbio.com/publications](http://www.novusbio.com/publications)

Submit a review at [www.novusbio.com/reviews/destination/H0055120-D01P](http://www.novusbio.com/reviews/destination/H0055120-D01P)



**H00055120-D01P**

FANCL Antibody

Product Information	
Unit Size	0.1 mg
Concentration	This product is unpurified. The exact concentration of antibody is not quantifiable.
Storage	Aliquot and store at -20C or -80C. Avoid freeze-thaw cycles.
Clonality	Polyclonal
Preservative	No Preservative
Isotype	IgG
Purity	Unpurified
Buffer	PBS (pH 7.4)

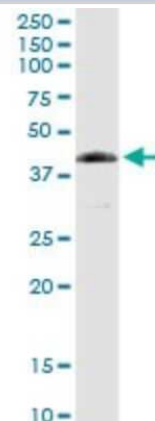
Product Description	
Host	Rabbit
Gene ID	55120
Gene Symbol	FANCL
Species	Human
Immunogen	FANCL (NP_060532.2, 1 a.a. - 375 a.a.) full-length human protein. MAVTEASLLRQCPLLLPQNRSKTVYEGFISAQGRDFHLRIVLPEDLQLKNARLL CSWQLRRTILSGYHRIVQQRMQHSPDLMSFMMELKMLLEVALKNRQELYALPPP PQFYSSLIEEIGTLGWDKLVYADTCFSTIKLKAEDASGREHLITLKLKAKYPAESP DYFVDFPVPFCASWTPQSSLISIYSQFLAAIESLKAFWDVMDEIDEKTWVLEPEK PPRSATARRIALGNNVSINIEVDPRHPTMLPECFFLGADHVVKPLGIKLSRNIHL WDPENSVLQNLKDVLEIDFPARAILEKSDFTMDCGICYAYQLDGTIPDQVCDNS QCGQPFHQICLYEWLRGLLTSRQSFNIIFGECPCYCSKPITLKMSGRKH
Notes	This product is produced by and distributed for Abnova, a company based in Taiwan.

Product Application Details	
Applications	Western Blot, Immunocytochemistry/ Immunofluorescence
Recommended Dilutions	Western Blot, Immunocytochemistry/ Immunofluorescence
Application Notes	This antibody is useful for Western Blot, Functional

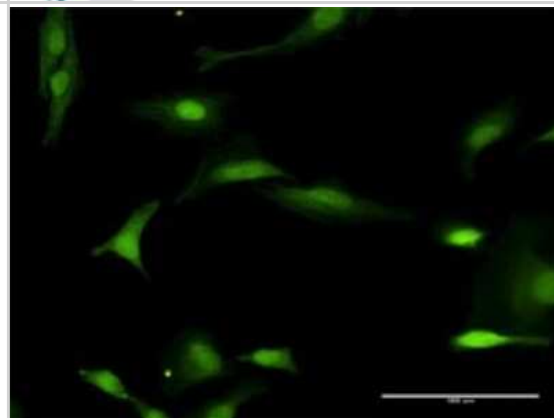


## Images

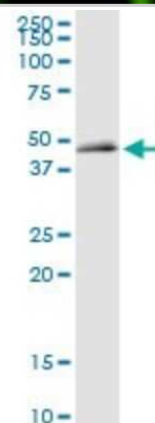
Western Blot: FANCL Antibody [H00055120-D01P] - Analysis of FANCL expression in human spleen.



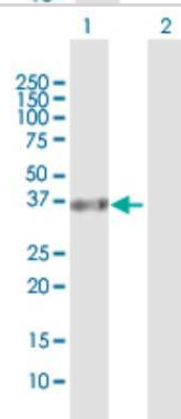
Immunocytochemistry/Immunofluorescence: FANCL Antibody [H00055120-D01P] - Analysis of antibody to FANCL on HeLa cell. Antibody concentration 30 ug/ml.



Western Blot: FANCL Antibody [H00055120-D01P] - Analysis of FANCL expression in A-431.



Western Blot: FANCL Antibody [H00055120-D01P] - Analysis of FANCL expression in transfected 293T cell line by FANCL polyclonal antibody. Lane 1: FANCL transfected lysate(42.90 KDa). Lane 2: Non-transfected lysate.





### **Novus Biologicals USA**

10730 E. Briarwood Avenue  
Centennial, CO 80112  
USA  
Phone: 303.730.1950  
Toll Free: 1.888.506.6887  
Fax: 303.730.1966  
nb-customerservice@bio-techne.com

### **Bio-Techne Canada**

21 Canmotor Ave  
Toronto, ON M8Z 4E6  
Canada  
Phone: 905.827.6400  
Toll Free: 855.668.8722  
Fax: 905.827.6402  
canada.inquires@bio-techne.com

### **Bio-Techne Ltd**

19 Barton Lane  
Abingdon Science Park  
Abingdon, OX14 3NB, United Kingdom  
Phone: (44) (0) 1235 529449  
Free Phone: 0800 37 34 15  
Fax: (44) (0) 1235 533420  
info.EMEA@bio-techne.com

### **General Contact Information**

www.novusbio.com  
Technical Support: nb-technical@bio-techne.com  
Orders: nb-customerservice@bio-techne.com  
General: novus@novusbio.com

### **Limitations**

This product is for research use only and is not approved for use in humans or in clinical diagnosis. Primary Antibodies are guaranteed for 1 year from date of receipt.

For more information on our 100% guarantee, please visit [www.novusbio.com/guarantee](http://www.novusbio.com/guarantee)

Earn gift cards/discounts by submitting a review: [www.novusbio.com/reviews/submit/H00055120-D01P](http://www.novusbio.com/reviews/submit/H00055120-D01P)

Earn gift cards/discounts by submitting a publication using this product:  
[www.novusbio.com/publications](http://www.novusbio.com/publications)

