

# Product Datasheet

## PIH1D1 Antibody (4F5-1E10) - Azide and BSA Free H00055011-M01

Unit Size: 0.1 mg

Aliquot and store at -20C or -80C. Avoid freeze-thaw cycles.

[www.novusbio.com](http://www.novusbio.com)



[technical@novusbio.com](mailto:technical@novusbio.com)

Protocols, Publications, Related Products, Reviews, Research Tools and Images at:  
[www.novusbio.com/H00055011-M01](http://www.novusbio.com/H00055011-M01)

Updated 2/21/2025 v.20.1

Earn rewards for product  
reviews and publications.

Submit a publication at [www.novusbio.com/publications](http://www.novusbio.com/publications)

Submit a review at [www.novusbio.com/reviews/destination/H00055011-M01](http://www.novusbio.com/reviews/destination/H00055011-M01)



**H00055011-M01**

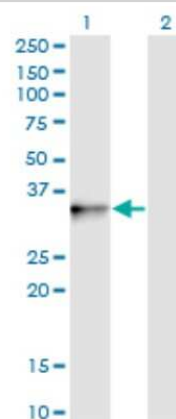
PIH1D1 Antibody (4F5-1E10) - Azide and BSA Free

Product Information	
Unit Size	0.1 mg
Concentration	Concentrations vary lot to lot. See vial label for concentration. If unlisted please contact technical services.
Storage	Aliquot and store at -20C or -80C. Avoid freeze-thaw cycles.
Clonality	Monoclonal
Clone	4F5-1E10
Preservative	No Preservative
Isotype	IgG1 Kappa
Purity	IgG purified
Buffer	In 1x PBS, pH 7.4
Product Description	
Host	Mouse
Gene ID	55011
Gene Symbol	PIH1D1
Species	Human
Reactivity Notes	Human. Other species not tested.
Specificity/Sensitivity	FLJ20643 - hypothetical protein FLJ20643
Immunogen	FLJ20643 (AAH01108, 1 a.a. ~ 290 a.a) full-length recombinant protein with GST tag. MW of the GST tag alone is 26 KDa. MANPKLLGLELSEAEAGADSARFEELLQASKELQQAQTTRPESTQIQPPQPGF CIKTNSSEGKVFINICHSPSIPPPADVTEEELLQMLEEDQAGFRIPMSLGEPHAE LDAKGQGCTAYDVAVNSDFYRRMQNSDFLRELVITAREGLEDKYNLQLNPEW RMMKNRPFMGSSISQQNIRSEQRPRIQELGDLYTPAPGRAESGPEKPHNLNLWLE APDLLLAEIDLPKLDGALGLSLEIGENRLVMGGPQQLYHLDAYIPLQINSHESKA AFHRKRKQLMVAMPLLLVPS
Notes	This product is produced by and distributed for Abnova, a company based in Taiwan.
Product Application Details	
Applications	Western Blot, ELISA, Immunocytochemistry/ Immunofluorescence, Immunoprecipitation
Recommended Dilutions	Western Blot 1:500, ELISA, Immunocytochemistry/ Immunofluorescence, Immunoprecipitation
Application Notes	Antibody Reactive against Recombinant Protein with GST tag on ELISA and Western Blot. GST tag alone is used as a negative control.

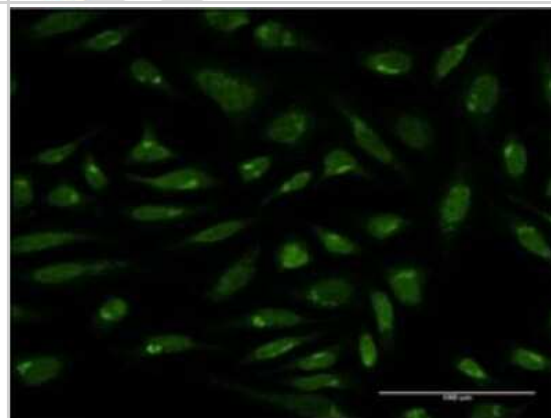


## Images

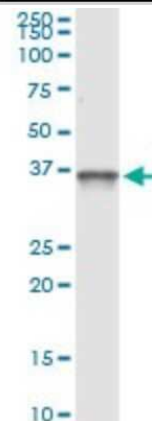
Western Blot: PIH1D1 Antibody (4F5-1E10) [H00055011-M01] - Analysis of PIH1D1 expression in transfected 293T cell line by FLJ20643 monoclonal antibody (M01), clone 4F5-1E10. Lane 1: PIH1D1 transfected lysate (Predicted MW: 32.4 KDa). Lane 2: Non-transfected lysate.



Immunocytochemistry/Immunofluorescence: PIH1D1 Antibody (4F5-1E10) [H00055011-M01] - Analysis of monoclonal antibody to PIH1D1 on HeLa cell . Antibody concentration 10 ug/ml.



Immunoprecipitation: PIH1D1 Antibody (4F5-1E10) [H00055011-M01] - Analysis of PIH1D1 transfected lysate using anti-PIH1D1 monoclonal antibody and Protein A Magnetic Bead, and immunoblotted with PIH1D1 MaxPab rabbit polyclonal antibody.





### **Novus Biologicals USA**

10730 E. Briarwood Avenue  
Centennial, CO 80112  
USA  
Phone: 303.730.1950  
Toll Free: 1.888.506.6887  
Fax: 303.730.1966  
nb-customerservice@bio-techne.com

### **Bio-Techne Canada**

21 Canmotor Ave  
Toronto, ON M8Z 4E6  
Canada  
Phone: 905.827.6400  
Toll Free: 855.668.8722  
Fax: 905.827.6402  
canada.inquires@bio-techne.com

### **Bio-Techne Ltd**

19 Barton Lane  
Abingdon Science Park  
Abingdon, OX14 3NB, United Kingdom  
Phone: (44) (0) 1235 529449  
Free Phone: 0800 37 34 15  
Fax: (44) (0) 1235 533420  
info.EMEA@bio-techne.com

### **General Contact Information**

www.novusbio.com  
Technical Support: nb-technical@bio-techne.com  
Orders: nb-customerservice@bio-techne.com  
General: novus@novusbio.com

### **Products Related to H00055011-M01**

---

HAF007	Goat anti-Mouse IgG Secondary Antibody [HRP]
NB720-B	Rabbit anti-Mouse IgG (H+L) Secondary Antibody [Biotin]
NBP1-43319-0.5mg	Mouse IgG1 Kappa Isotype Control (P3.6.2.8.1)
NBP2-23332	Recombinant Human PIH1D1 His Protein

---

### **Limitations**

This product is for research use only and is not approved for use in humans or in clinical diagnosis. Primary Antibodies are guaranteed for 1 year from date of receipt.

For more information on our 100% guarantee, please visit [www.novusbio.com/guarantee](http://www.novusbio.com/guarantee)

Earn gift cards/discounts by submitting a review: [www.novusbio.com/reviews/submit/H00055011-M01](http://www.novusbio.com/reviews/submit/H00055011-M01)

Earn gift cards/discounts by submitting a publication using this product:  
[www.novusbio.com/publications](http://www.novusbio.com/publications)

