

Product Datasheet

NDE1 Antibody (2G11-1C11) - Azide and BSA Free H00054820-M01

Unit Size: 0.1 mg

Aliquot and store at -20C or -80C. Avoid freeze-thaw cycles.

www.novusbio.com



technical@novusbio.com

Publications: 5

Protocols, Publications, Related Products, Reviews, Research Tools and Images at:
www.novusbio.com/H00054820-M01

Updated 2/21/2025 v.20.1

Earn rewards for product
reviews and publications.

Submit a publication at www.novusbio.com/publications

Submit a review at www.novusbio.com/reviews/destination/H00054820-M01



H00054820-M01

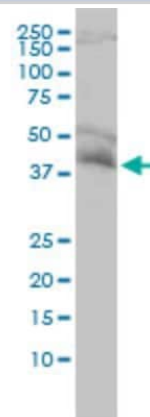
NDE1 Antibody (2G11-1C11) - Azide and BSA Free

Product Information	
Unit Size	0.1 mg
Concentration	Concentrations vary lot to lot. See vial label for concentration. If unlisted please contact technical services.
Storage	Aliquot and store at -20C or -80C. Avoid freeze-thaw cycles.
Clonality	Monoclonal
Clone	2G11-1C11
Preservative	No Preservative
Isotype	IgG1 Kappa
Purity	IgG purified
Buffer	In 1x PBS, pH 7.4
Product Description	
Host	Mouse
Gene ID	54820
Gene Symbol	NDE1
Species	Human, Rat
Reactivity Notes	Human. Other species not tested.
Specificity/Sensitivity	NDE1 - nudE nuclear distribution gene E homolog 1 (A. nidulans)
Immunogen	NDE1 (AAH01421, 1 a.a. ~ 335 a.a) full-length recombinant protein with GST tag. MW of the GST tag alone is 26 KDa. MEDSGKTFSSSEEEANYWKDLAMTYKQRAENTQEELREFQEGSREYEALET QLQQIETRNRDLLSENNRLRMELETIKEKFEVQHSEGYRQISALEDDLAQTKAIK DQLQKYIRELEQANDDLERAKRATIMSLEDFEQRLNQAIRNAFLESELDEKEN LLESVQRLKDEARDLRQELAVQQKQEKPRTPMPSSVEAERTDTAVQATGSVP STPIAHRGPSSSLNTPGSFRRGLDDSTGGTPLTPAARISALNIVGDLLRKVGAL SKLASCRNLVYDQSPNRTGGPASGRSSKNRDGGERRPSSTSVPLGDKGLDTS CRWLSKSTTRSSSSC
Notes	This product is produced by and distributed for Abnova, a company based in Taiwan.
Product Application Details	
Applications	Western Blot, ELISA, Immunocytochemistry/ Immunofluorescence, Sandwich ELISA
Recommended Dilutions	Western Blot 1:500, ELISA, Immunocytochemistry/ Immunofluorescence, Sandwich ELISA
Application Notes	Antibody reactive against cell lysate and recombinant protein for Western Blot. Has also been used for immunofluorescence and ELISA.

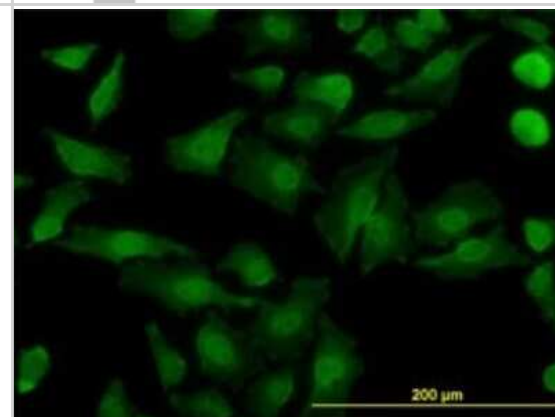


Images

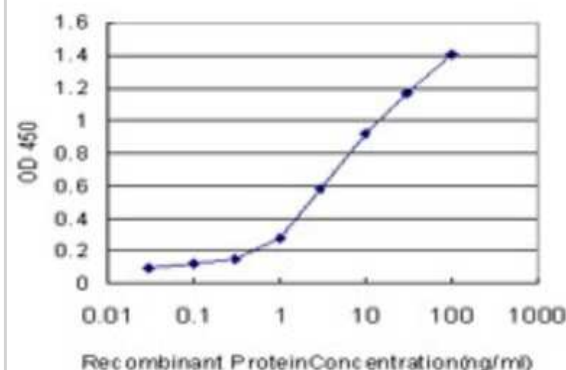
Western Blot: NDE1 Antibody (2G11-1C11) [H00054820-M01] - NDE1 monoclonal antibody (M01), clone 2G11-1C11 Analysis of NDE1 expression in Hela.



Immunocytochemistry/Immunofluorescence: NDE1 Antibody (2G11-1C11) [H00054820-M01] - Analysis of monoclonal antibody to NDE1 on HeLa cell. Antibody concentration 10 ug/ml.



Sandwich ELISA: NDE1 Antibody (2G11-1C11) [H00054820-M01] - Detection limit for recombinant GST tagged NDE1 is approximately 0.03ng/ml as a capture antibody.



Publications

Almeida AC, Soares-de-Oliveira J, Drpic D et al. Augmin-dependent microtubule self-organization drives kinetochore fiber maturation in mammals Cell reports 2022-04-05 [PMID: 35385739]

Vanessa N, Margarida D, Domingos C et al. Centrosome-nuclear axis repositioning drives the assembly of a bipolar spindle scaffold to ensure mitotic fidelity. Mol Biol Cell. 2020-04-29 [PMID: 32348198]

Ana G, Bernardo O, Marco N et al. Micronuclei from misaligned chromosomes that satisfy the spindle assembly checkpoint in cancer cells. Curr Biol. 2022-08-27 [PMID: 36057259]

Doobin DJ, Kemal S, Dantas TJ, Vallee RB Severe NDE1-mediated microcephaly results from neural progenitor cell cycle arrests at multiple specific stages. Nat Commun 2016-08-24 [PMID: 27553190] (WB)

Bradshaw NJ, Christie S, Soares DC et al. NDE1, NDEL1: Multimerisation, alternate splicing and DISC1 interaction. Neurosci Lett. 2008-11-07 [PMID: 19000741]



Novus Biologicals USA

10730 E. Briarwood Avenue
Centennial, CO 80112
USA
Phone: 303.730.1950
Toll Free: 1.888.506.6887
Fax: 303.730.1966
nb-customerservice@bio-techne.com

Bio-Techne Canada

21 Canmotor Ave
Toronto, ON M8Z 4E6
Canada
Phone: 905.827.6400
Toll Free: 855.668.8722
Fax: 905.827.6402
canada.inquires@bio-techne.com

Bio-Techne Ltd

19 Barton Lane
Abingdon Science Park
Abingdon, OX14 3NB, United Kingdom
Phone: (44) (0) 1235 529449
Free Phone: 0800 37 34 15
Fax: (44) (0) 1235 533420
info.EMEA@bio-techne.com

General Contact Information

www.novusbio.com
Technical Support: nb-technical@bio-techne.com
Orders: nb-customerservice@bio-techne.com
General: novus@novusbio.com

Products Related to H00054820-M01

HAF007	Goat anti-Mouse IgG Secondary Antibody [HRP]
NB720-B	Rabbit anti-Mouse IgG (H+L) Secondary Antibody [Biotin]
NBP1-43319-0.5mg	Mouse IgG1 Kappa Isotype Control (P3.6.2.8.1)
NBP1-51090-0.1mg	Recombinant Human NDE1 His Protein

Limitations

This product is for research use only and is not approved for use in humans or in clinical diagnosis. Primary Antibodies are guaranteed for 1 year from date of receipt.

For more information on our 100% guarantee, please visit www.novusbio.com/guarantee

Earn gift cards/discounts by submitting a review: www.novusbio.com/reviews/submit/H00054820-M01

Earn gift cards/discounts by submitting a publication using this product:
www.novusbio.com/publications

