

Product Datasheet

UGT1A9 Antibody - Azide and BSA Free H00054600-B01P

Unit Size: 0.05 mg

Aliquot and store at -20C or -80C. Avoid freeze-thaw cycles.

www.novusbio.com



technical@novusbio.com

Reviews: 1 Publications: 3

Protocols, Publications, Related Products, Reviews, Research Tools and Images at:
www.novusbio.com/H00054600-B01P

Updated 9/9/2025 v.20.1

**Earn rewards for product
reviews and publications.**

Submit a publication at www.novusbio.com/publications

Submit a review at www.novusbio.com/reviews/destination/H00054600-B01P



H00054600-B01P

UGT1A9 Antibody - Azide and BSA Free

Product Information	
Unit Size	0.05 mg
Concentration	Concentrations vary lot to lot. See vial label for concentration. If unlisted please contact technical services.
Storage	Aliquot and store at -20C or -80C. Avoid freeze-thaw cycles.
Clonality	Polyclonal
Preservative	No Preservative
Isotype	IgG
Purity	Protein A purified
Buffer	PBS (pH 7.4)


Product Description	
Description	Novus Biologicals Mouse UGT1A9 Antibody - Azide and BSA Free (H00054600-B01P) is a polyclonal antibody validated for use in IHC and WB. Anti-UGT1A9 Antibody: Cited in 3 publications. All Novus Biologicals antibodies are covered by our 100% guarantee.
Host	Mouse
Gene ID	54600
Gene Symbol	UGT1A9
Species	Human, Mouse
Reactivity Notes	Mouse reactivity reported in scientific literature (PMID: 23055538)
Specificity/Sensitivity	UGT1A9 - UDP glucuronosyltransferase 1 family, polypeptide A9,
Immunogen	UGT1A9 (NP_066307.1, 1 a.a. - 530 a.a.) full-length human protein. MACTGWTSPPLPLCVCLLLTCGFAEAGKLLVVPMDGSHWFTMRSVVEKLILRGH EVVVVMPEVSWQLGRSLNCTVKTYSTSYTLEDLDREFKAFHAQWKAQVRSIY SLLMGSYNDIFDLFFSNCRSLFKDKKLVEYLKESSFDAVFLDPFDNCGLIVAKYF SLPSVVFARGILCHYLEEGAQCPAPLSYVPRILLGFSDAMTFKERVNRNIMHLE EHLLCHRFFKNALEIASEILQTPVTEYDLYSHTSIWLLRTDFVLDYPKPVMPNMIF IGGINCHQGKPLPMEFEAYINASGEHGIVVFSLSGSMVSEIPEKKAMAIAADALGKI PQTVLWRYTGTRPSNLNNTILVKWLPQNDLLGHPMTRAFITHAGSHGVYESIC NGVPMVMMPPLFGDQMDNAKRMETKGAGVTNLNLEMTSEDLENALKAVINDKS YKENIMRLSSLHKDRPVEPLDLAVFWVEFVMRHKGAPHLRPAAHDLTWYQYH SLDVIGFLLAVVLTVAFITFKCCAYGYRKCLGKKGRVKKAHKSATH
Notes	This product is produced by and distributed for Abnova, a company based in Taiwan.

Product Application Details	
Applications	Western Blot, Immunohistochemistry-Paraffin, Immunohistochemistry
Recommended Dilutions	Western Blot 1:500, Immunohistochemistry, Immunohistochemistry-Paraffin
Application Notes	Antibody reactive against Recombinant Protein with GST tag on ELISA and Western Blot and also on transfected lysate in western blot. GST tag alone is used as a negative control. Has also been used for immunohistochemistry (paraffin).

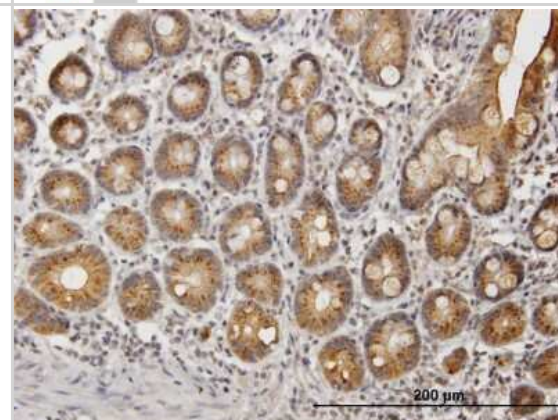


Images

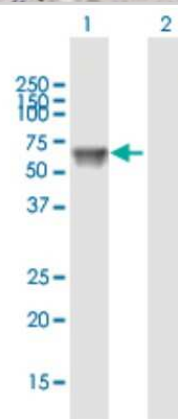
Western Blot: UGT1A9 Antibody [H00054600-B01P] - Analysis of UGT1A9 expression in human liver.



Immunohistochemistry-Paraffin: UGT1A9 Antibody [H00054600-B01P] - Analysis of purified antibody to UGT1A9 on formalin-fixed paraffin-embedded human small intestine. (antibody concentration 3 ug/ml)



Western Blot: UGT1A9 Antibody [H00054600-B01P] - Analysis of UGT1A9 expression in transfected 293T cell line by UGT1A9 polyclonal antibody. Lane 1: UGT1A9 transfected lysate(58.3 KDa). Lane 2: Non-transfected lysate.



Publications

Hardwick RN, Ferreira DW, More VR et al. Altered UDP-Glucuronosyltransferase and Sulfotransferase Expression and Function during Progressive Stages of Human Nonalcoholic Fatty Liver Disease. *Drug Metab Dispos*. 2012-12-07 [PMID: 23223517]

Wang H, Bian T, Jin T et al. Association analysis of UGT1A genotype and haplotype with SN-38 glucuronidation in human livers. *Pharmacogenomics*. 2014-04-01 [PMID: 24897286]

Wen X, Donepudi AC, Thomas PE et al. Regulation of hepatic phase II metabolism in pregnant mice. *J Pharmacol Exp Ther*. 2013-01-01 [PMID: 23055538] (WB, Mouse)

**Novus Biologicals USA**

10730 E. Briarwood Avenue
Centennial, CO 80112
USA
Phone: 303.730.1950
Toll Free: 1.888.506.6887
Fax: 303.730.1966
nb-customerservice@bio-techne.com

Bio-Techne Canada

21 Canmotor Ave
Toronto, ON M8Z 4E6
Canada
Phone: 905.827.6400
Toll Free: 855.668.8722
Fax: 905.827.6402
canada.inquires@bio-techne.com

Bio-Techne Ltd

19 Barton Lane
Abingdon Science Park
Abingdon, OX14 3NB, United Kingdom
Phone: (44) (0) 1235 529449
Free Phone: 0800 37 34 15
Fax: (44) (0) 1235 533420
info.EMEA@bio-techne.com

General Contact Information

www.novusbio.com
Technical Support: nb-technical@bio-techne.com
Orders: nb-customerservice@bio-techne.com
General: novus@novusbio.com

Products Related to H00054600-B01P

HAF007	Goat anti-Mouse IgG Secondary Antibody [HRP]
NB720-B	Rabbit anti-Mouse IgG (H+L) Secondary Antibody [Biotin]
NBP1-97019-5mg	Mouse IgG Isotype Control
H00054600-Q01-10ug	Recombinant Human UGT1A9 GST (N-Term) Protein

Limitations

This product is for research use only and is not approved for use in humans or in clinical diagnosis. Primary Antibodies are guaranteed for 1 year from date of receipt.

For more information on our 100% guarantee, please visit www.novusbio.com/guarantee

Earn gift cards/discounts by submitting a review: www.novusbio.com/reviews/submit/H00054600-B01P

Earn gift cards/discounts by submitting a publication using this product:
www.novusbio.com/publications

