

Product Datasheet

STX18 Antibody (2E5)

H00053407-M13

Unit Size: 0.1 mg

Aliquot and store at -20C or -80C. Avoid freeze-thaw cycles.

www.novusbio.com



technical@novusbio.com

Protocols, Publications, Related Products, Reviews, Research Tools and Images at:
www.novusbio.com/H00053407-M13

Updated 7/6/2020 v.20.1

Earn rewards for product
reviews and publications.

Submit a publication at www.novusbio.com/publications

Submit a review at www.novusbio.com/reviews/destination/H00053407-M13



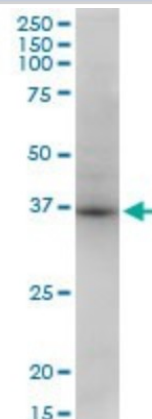
H00053407-M13

STX18 Antibody (2E5)

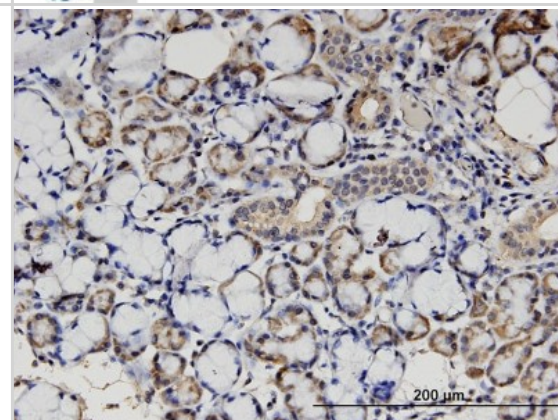
Product Information	
Unit Size	0.1 mg
Concentration	Concentrations vary lot to lot. See vial label for concentration. If unlisted please contact technical services.
Storage	Aliquot and store at -20C or -80C. Avoid freeze-thaw cycles.
Clonality	Monoclonal
Clone	2E5
Preservative	No Preservative
Isotype	IgG1 Kappa
Purity	Protein A purified
Buffer	In 1x PBS, pH 7.4
Product Description	
Host	Mouse
Gene ID	53407
Gene Symbol	STX18
Species	Human, Mouse, Rat
Specificity/Sensitivity	Reacts with syntaxin 18.
Immunogen	STX18 (NP_058626, 101 a.a. ~ 199 a.a) partial recombinant protein with GST tag. MW of the GST tag alone is 26 KDa. QIFMRTCSEAIQQLRTEAHKEIHSQQVKEHRTAVLDFIEDYLKRVCKLYSEQRAI RVKRVVDKRLSKLEPEPNTKTRESTSSEKVSQSPSKDSEENPA
Notes	This product is produced by and distributed for Abnova, a company based in Taiwan.
Product Application Details	
Applications	Western Blot, ELISA, Immunohistochemistry, Immunohistochemistry-Paraffin, Sandwich ELISA
Recommended Dilutions	Western Blot, ELISA, Immunohistochemistry, Immunohistochemistry-Paraffin, Sandwich ELISA
Application Notes	This antibody is reactive against cell lysate in western blot and recombinant protein in ELISA.

Images

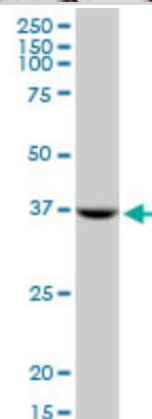
Western Blot: STX18 Antibody (2E5) [H00053407-M13] - Analysis of STX18 expression in PC-12 (Cat # L012V1).



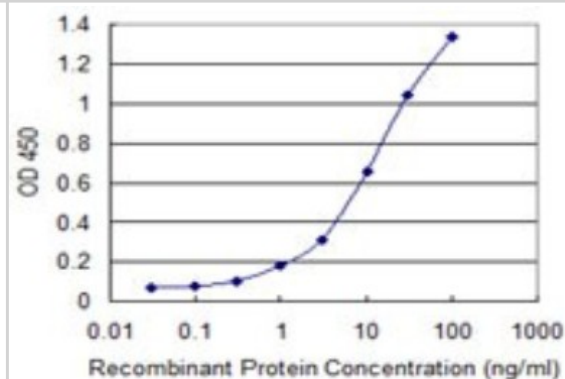
Immunohistochemistry-Paraffin: STX18 Antibody (2E5) [H00053407-M13] - Analysis of monoclonal antibody to STX18 on formalin-fixed paraffin-embedded human salivary gland. Antibody concentration 3 ug/ml



Western Blot: STX18 Antibody (2E5) [H00053407-M13] - Analysis of STX18 expression in Raw 264.7 (Cat # L024V1).



Sandwich ELISA: STX18 Antibody (2E5) [H00053407-M13] - Detection limit for recombinant GST tagged STX18 is 0.1 ng/ml as a capture antibody.





Novus Biologicals USA

10730 E. Briarwood Avenue
Centennial, CO 80112
USA

Phone: 303.730.1950
Toll Free: 1.888.506.6887
Fax: 303.730.1966
novus@novusbio.com

Bio-Techne Canada

21 Canmotor Ave
Toronto, ON M8Z 4E6
Canada

Phone: 905.827.6400
Toll Free: 855.668.8722
Fax: 905.827.6402
canada.inquires@bio-techne.com

Bio-Techne Ltd

19 Barton Lane
Abingdon Science Park
Abingdon, OX14 3NB, United Kingdom

Phone: (44) (0) 1235 529449
Free Phone: 0800 37 34 15
Fax: (44) (0) 1235 533420
info.EMEA@bio-techne.com

General Contact Information

www.novusbio.com
Technical Support: technical@novusbio.com
Orders: orders@novusbio.com
General: novus@novusbio.com

Products Related to H00053407-M13

HAF007	Goat anti-Mouse IgG Secondary Antibody [HRP (Horseradish Peroxidase)]
NB720-B	Rabbit anti-Mouse IgG (H+L) Secondary Antibody [Biotin]
NBP1-43319-0.5mg	Mouse IgG1 Kappa Isotype Control (P3.6.2.8.1)
H00053407-Q01-10ug	Recombinant Human STX18 GST (N-Term) Protein

Limitations

This product is for research use only and is not approved for use in humans or in clinical diagnosis. Primary Antibodies are guaranteed for 1 year from date of receipt.

For more information on our 100% guarantee, please visit www.novusbio.com/guarantee

Earn gift cards/discounts by submitting a review: www.novusbio.com/reviews/submit/H00053407-M13

Earn gift cards/discounts by submitting a publication using this product:
www.novusbio.com/publications

