

# Product Datasheet

## CPSF73 Antibody (6E6)

### H00051692-M01

Unit Size: 0.1 mg

Aliquot and store at -20C or -80C. Avoid freeze-thaw cycles.

[www.novusbio.com](http://www.novusbio.com)



[technical@novusbio.com](mailto:technical@novusbio.com)

Protocols, Publications, Related Products, Reviews, Research Tools and Images at:  
[www.novusbio.com/H00051692-M01](http://www.novusbio.com/H00051692-M01)

Updated 6/9/2020 v.20.1

Earn rewards for product  
reviews and publications.

Submit a publication at [www.novusbio.com/publications](http://www.novusbio.com/publications)

Submit a review at [www.novusbio.com/reviews/destination/H00051692-M01](http://www.novusbio.com/reviews/destination/H00051692-M01)



**H00051692-M01****CPSF73 Antibody (6E6)**

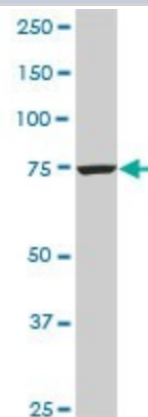
Product Information	
<b>Unit Size</b>	0.1 mg
<b>Concentration</b>	Concentrations vary lot to lot. See vial label for concentration. If unlisted please contact technical services.
<b>Storage</b>	Aliquot and store at -20C or -80C. Avoid freeze-thaw cycles.
<b>Clonality</b>	Monoclonal
<b>Clone</b>	6E6
<b>Preservative</b>	No Preservative
<b>Isotype</b>	IgG2a Kappa
<b>Purity</b>	IgG purified
<b>Buffer</b>	In 1x PBS, pH 7.4

Product Description	
<b>Host</b>	Mouse
<b>Gene ID</b>	51692
<b>Gene Symbol</b>	CPSF3
<b>Species</b>	Human, Mouse, Rat
<b>Specificity/Sensitivity</b>	CPSF3 - cleavage and polyadenylation specific factor 3, 73kDa
<b>Immunogen</b>	CPSF3 (NP_057291, 585 a.a. ~ 684 a.a) partial recombinant protein with GST tag. MW of the GST tag alone is 26 KDa. LEVQSNPKIRKGVQKVSCKLEMHVYSKRLEIMLQDIFGEDCVSVKDDLSILSVT VDGKTANLNLETRTVECEESEDESREMVELAAQRLYEALTPVH
<b>Notes</b>	This product is produced by and distributed for Abnova, a company based in Taiwan.

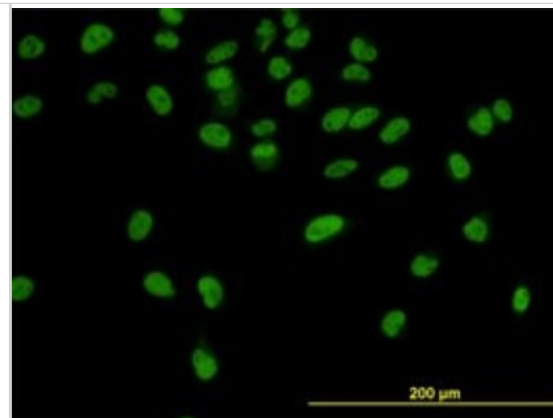
Product Application Details	
<b>Applications</b>	Western Blot, ELISA, Immunocytochemistry/Immunofluorescence
<b>Recommended Dilutions</b>	Western Blot 1:500, ELISA 1:100-1:2000, Immunocytochemistry/Immunofluorescence 1:10-1:2000
<b>Application Notes</b>	Antibody reactive against cell lysate, transfected lysate and recombinant protein for Western Blot. Has also been used for immunofluorescence and ELISA.

**Images**

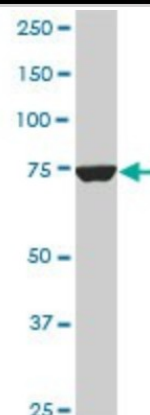
Western Blot: CPSF73 Antibody (6E6) [H00051692-M01] - CPSF3 monoclonal antibody (M01), clone 6E6. Analysis of CPSF3 expression in NIH/3T3.



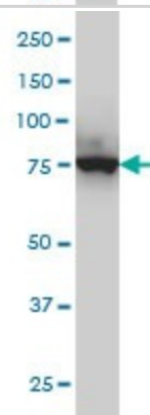
Immunocytochemistry/Immunofluorescence: CPSF73 Antibody (6E6) [H00051692-M01] - Analysis of monoclonal antibody to CPSF3 on HeLa cell. Antibody concentration 10 ug/ml.



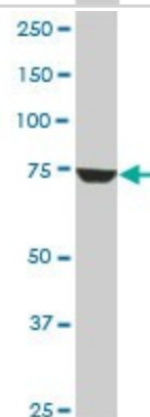
Western Blot: CPSF73 Antibody (6E6) [H00051692-M01] - CPSF3 monoclonal antibody (M01), clone 6E6. Analysis of CPSF3 expression in PC-12.



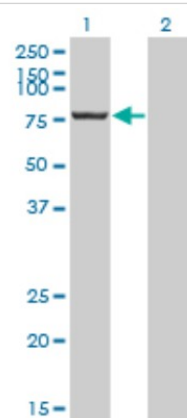
Western Blot: CPSF73 Antibody (6E6) [H00051692-M01] - CPSF3 monoclonal antibody (M01), clone 6E6 Analysis of CPSF3 expression in Hela S3 NE.



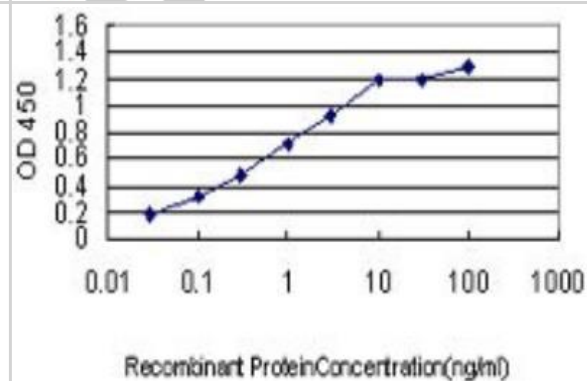
Western Blot: CPSF73 Antibody (6E6) [H00051692-M01] - CPSF3 monoclonal antibody (M01), clone 6E6. Analysis of CPSF3 expression in Raw 264.7.



Western Blot: CPSF73 Antibody (6E6) [H00051692-M01] - Analysis of CPSF3 expression in transfected 293T cell line by CPSF3 monoclonal antibody (M01), clone 6E6. Lane 1: CPSF3 transfected lysate(77.5 KDa). Lane 2: Non-transfected lysate.



ELISA: CPSF73 Antibody (6E6) [H00051692-M01] - Detection limit for recombinant GST tagged CPSF3 is approximately 0.1ng/ml as a capture antibody.





### Novus Biologicals USA

10730 E. Briarwood Avenue  
Centennial, CO 80112  
USA

Phone: 303.730.1950  
Toll Free: 1.888.506.6887  
Fax: 303.730.1966  
novus@novusbio.com

### Bio-Techne Canada

21 Canmotor Ave  
Toronto, ON M8Z 4E6  
Canada

Phone: 905.827.6400  
Toll Free: 855.668.8722  
Fax: 905.827.6402  
canada.inquires@bio-techne.com

### Bio-Techne Ltd

19 Barton Lane  
Abingdon Science Park  
Abingdon, OX14 3NB, United Kingdom

Phone: (44) (0) 1235 529449  
Free Phone: 0800 37 34 15  
Fax: (44) (0) 1235 533420  
info.EMEA@bio-techne.com

### General Contact Information

www.novusbio.com  
Technical Support: technical@novusbio.com  
Orders: orders@novusbio.com  
General: novus@novusbio.com

### Products Related to H00051692-M01

---

HAF007	Goat anti-Mouse IgG Secondary Antibody [HRP (Horseradish Peroxidase)]
NB720-B	Rabbit anti-Mouse IgG (H+L) Secondary Antibody [Biotin]
NBP1-96981-0.5mg	Mouse IgG2a Kappa Isotype Control (M2AK)
H00051692-Q01-10ug	Recombinant Human CPSF73 GST (N-Term) Protein

---

### Limitations

This product is for research use only and is not approved for use in humans or in clinical diagnosis. Primary Antibodies are guaranteed for 1 year from date of receipt.

For more information on our 100% guarantee, please visit [www.novusbio.com/guarantee](http://www.novusbio.com/guarantee)

Earn gift cards/discounts by submitting a review: [www.novusbio.com/reviews/submit/H00051692-M01](http://www.novusbio.com/reviews/submit/H00051692-M01)

Earn gift cards/discounts by submitting a publication using this product:  
[www.novusbio.com/publications](http://www.novusbio.com/publications)

