

Product Datasheet

MED15 Antibody (4A4)

H00051586-M02

Unit Size: 0.1 mg

Aliquot and store at -20C or -80C. Avoid freeze-thaw cycles.

www.novusbio.com



technical@novusbio.com

Publications: 2


Protocols, Publications, Related Products, Reviews, Research Tools and Images at:
www.novusbio.com/H00051586-M02

Updated 7/6/2020 v.20.1

Earn rewards for product
reviews and publications.

Submit a publication at www.novusbio.com/publications

Submit a review at www.novusbio.com/reviews/destination/H00051586-M02



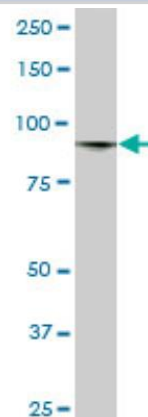
H00051586-M02**MED15 Antibody (4A4)**

Product Information	
Unit Size	0.1 mg
Concentration	Concentrations vary lot to lot. See vial label for concentration. If unlisted please contact technical services.
Storage	Aliquot and store at -20C or -80C. Avoid freeze-thaw cycles.
Clonality	Monoclonal
Clone	4A4
Preservative	No Preservative
Isotype	IgG2a Kappa
Purity	IgG purified
Buffer	In 1x PBS, pH 7.4
Product Description	
Host	Mouse
Gene ID	51586
Gene Symbol	MED15
Species	Human
Specificity/Sensitivity	PCQAP - PC2 (positive cofactor 2, multiprotein complex) glutamine/Q-rich-associated protein
Immunogen	PCQAP (NP_056973, 1 a.a. ~ 88 a.a) partial recombinant protein with GST tag. MW of the GST tag alone is 26 KDa. MDVSGQETDWRSTAFRQKLVSQIEDAMRKAGVAHSKSSKDMESHVFLKAKTR DEYLSLVARLIIHFRDIHNKKSQASVSDPMNALQSL
Notes	This product is produced by and distributed for Abnova, a company based in Taiwan.
Product Application Details	
Applications	Western Blot, Chromatin Immunoprecipitation, ELISA, Immunocytochemistry/Immunofluorescence, Sandwich ELISA
Recommended Dilutions	Western Blot 1:500, Chromatin Immunoprecipitation, ELISA, Immunocytochemistry/Immunofluorescence, Sandwich ELISA
Application Notes	Antibody reactive against cell lysate and recombinant protein for Western Blot. Has also been used for immunofluorescence and ELISA.

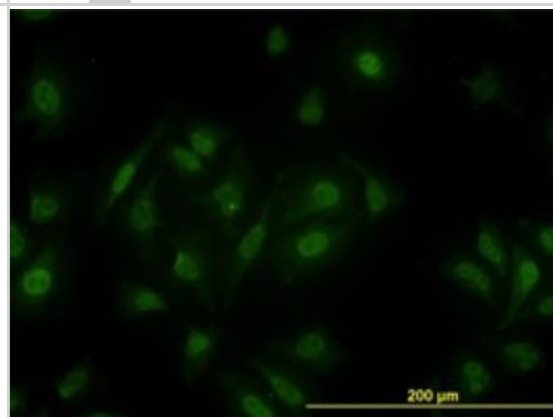


Images

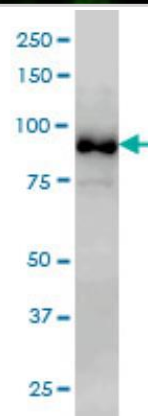
Western Blot: MED15 Antibody (4A4) [H00051586-M02] - Western Blot analysis of PCQAP expression in NIH/3T3(Cat # L018V1).



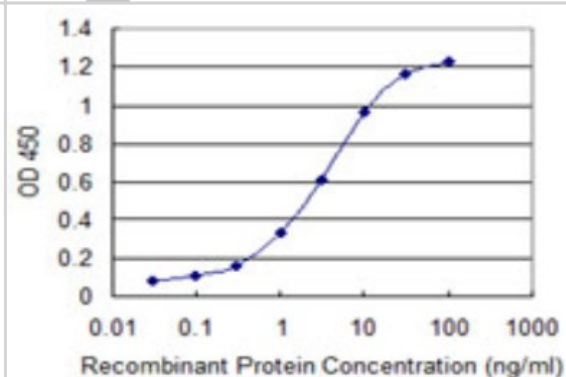
Immunocytochemistry/Immunofluorescence: MED15 Antibody (4A4) [H00051586-M02] - Analysis of monoclonal antibody to PCQAP on HeLa cell. Antibody concentration 10 ug/ml.



Western Blot: MED15 Antibody (4A4) [H00051586-M02] - Western Blot analysis of PCQAP expression in Hela NE (Cat # L013V3).



Sandwich ELISA: MED15 Antibody (4A4) [H00051586-M02] - Detection limit for recombinant GST tagged MED15 is 0.03 ng/ml as a capture antibody.



Publications

Varelas X, Sakuma R, Samavarchi-Tehrani P et al. TAZ controls Smad nucleocytoplasmic shuttling regulates human embryonic stem-cell self-renewal. *Nat Cell Biol*;10(7):837-48. 2008 Jul. [PMID: 18568018]

Ding N, Tomomori-Sato C, Sato S et al. MED19 MED26 are synergistic functional targets of the RE1 silencing transcription factor in epigenetic silencing of neuronal gene expression. *J Biol Chem*. 2008 Dec 2. [PMID: 19049968]





Novus Biologicals USA

10730 E. Briarwood Avenue
Centennial, CO 80112
USA

Phone: 303.730.1950
Toll Free: 1.888.506.6887
Fax: 303.730.1966
novus@novusbio.com

Bio-Techne Canada

21 Canmotor Ave
Toronto, ON M8Z 4E6
Canada

Phone: 905.827.6400
Toll Free: 855.668.8722
Fax: 905.827.6402
canada.inquires@bio-techne.com

Bio-Techne Ltd

19 Barton Lane
Abingdon Science Park
Abingdon, OX14 3NB, United Kingdom

Phone: (44) (0) 1235 529449
Free Phone: 0800 37 34 15
Fax: (44) (0) 1235 533420
info.EMEA@bio-techne.com

General Contact Information

www.novusbio.com
Technical Support: technical@novusbio.com
Orders: orders@novusbio.com
General: novus@novusbio.com

Products Related to H00051586-M02

HAF007	Goat anti-Mouse IgG Secondary Antibody [HRP (Horseradish Peroxidase)]
NB720-B	Rabbit anti-Mouse IgG (H+L) Secondary Antibody [Biotin]
NBP1-96981-0.5mg	Mouse IgG2a Kappa Isotype Control (M2AK)
H00051586-P01-2ug	Recombinant Human MED15 GST (N-Term) Protein

Limitations

This product is for research use only and is not approved for use in humans or in clinical diagnosis. Primary Antibodies are guaranteed for 1 year from date of receipt.

For more information on our 100% guarantee, please visit www.novusbio.com/guarantee

Earn gift cards/discounts by submitting a review: www.novusbio.com/reviews/submit/H00051586-M02

Earn gift cards/discounts by submitting a publication using this product:
www.novusbio.com/publications

