

Product Datasheet

CKIP-1 Antibody H0051177-B01P

Unit Size: 0.05 mg

Aliquot and store at -20C or -80C. Avoid freeze-thaw cycles.

www.novusbio.com



technical@novusbio.com

Protocols, Publications, Related Products, Reviews, Research Tools and Images at:
www.novusbio.com/H0051177-B01P

Updated 7/8/2020 v.20.1

Earn rewards for product
reviews and publications.

Submit a publication at www.novusbio.com/publications

Submit a review at www.novusbio.com/reviews/destination/H0051177-B01P



H00051177-B01P

CKIP-1 Antibody

Product Information	
Unit Size	0.05 mg
Concentration	Concentrations vary lot to lot. See vial label for concentration. If unlisted please contact technical services.
Storage	Aliquot and store at -20C or -80C. Avoid freeze-thaw cycles.
Clonality	Polyclonal
Preservative	No Preservative
Isotype	IgG
Purity	Protein A purified
Buffer	PBS (pH 7.4)

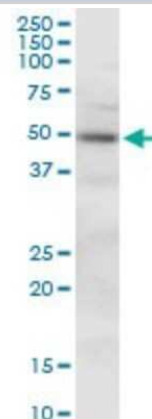
Product Description	
Host	Mouse
Gene ID	51177
Gene Symbol	PLEKHO1
Species	Human
Specificity/Sensitivity	PLEKHO1,
Immunogen	PLEKHO1 (NP_057358.2, 1 a.a. - 409 a.a.) full-length human protein. MMKKNNSAKRGPQDGNQQPAPPEKVGWVRKFCGKGIFREIWKNRYVVLKGD QLYISEKEVKDEKNIQEVFDLSDYEKCEELRKSRSKKNHSHKFTLAHSHKQPGN TAPNLIFLAVSPEEKESWINALNSAITRAKNRILDEVTVEEDSYLAHPTRDRAKIQ HSRRPPTRGHLMAVASTSTSDGMLTLDLIQEEDPSPEEPTSCAESFRVDLTKS VAQLAGSRRRADSDRIQPSADRASSLSRPWEKTDKGATYTPQAPKCLTPTEK GRCASLEEILSQRDAASARTLQLRAEEPPTPALPNPQQLSRIQDLVARKLEETQ ELLAEVQQLGDGKRKAKDPPRSPDSESEQLLLETERLLGEASSNWSQAKRVL QEVRELRDLYRQMDLQTPDHLRQTTPHSQYRKSLM
Notes	This product is produced by and distributed for Abnova, a company based in Taiwan.

Product Application Details	
Applications	Western Blot, Immunocytochemistry/Immunofluorescence
Recommended Dilutions	Western Blot 1:500, Immunocytochemistry/Immunofluorescence
Application Notes	This antibody is useful for ELISA and Western Blot.

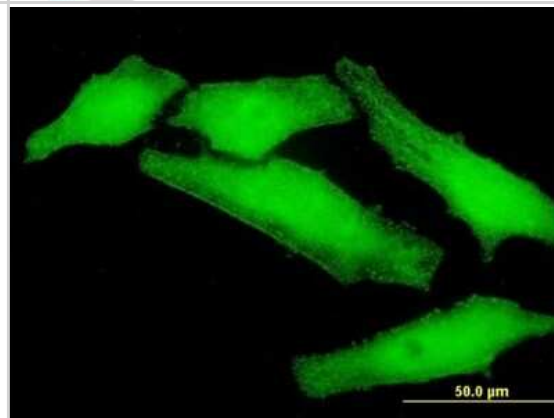


Images

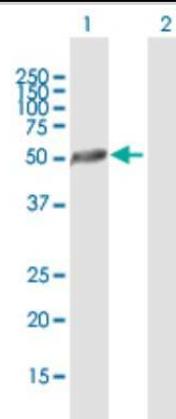
Western Blot: CKIP-1 Antibody [H00051177-B01P] - Analysis of PLEKHO1 expression in HeLa.



Immunocytochemistry/Immunofluorescence: CKIP-1 Antibody [H00051177-B01P] - Analysis of purified antibody to PLEKHO1 on HeLa cell. (antibody concentration 10 ug/ml)



Western Blot: CKIP-1 Antibody [H00051177-B01P] - Analysis of PLEKHO1 expression in transfected 293T cell line by PLEKHO1 polyclonal antibody. Lane 1: PLEKHO1 transfected lysate(44.99 KDa). Lane 2: Non-transfected lysate.





Novus Biologicals USA

10730 E. Briarwood Avenue
Centennial, CO 80112
USA

Phone: 303.730.1950
Toll Free: 1.888.506.6887
Fax: 303.730.1966
novus@novusbio.com

Bio-Techne Canada

21 Canmotor Ave
Toronto, ON M8Z 4E6
Canada

Phone: 905.827.6400
Toll Free: 855.668.8722
Fax: 905.827.6402
canada.inquires@bio-techne.com

Bio-Techne Ltd

19 Barton Lane
Abingdon Science Park
Abingdon, OX14 3NB, United Kingdom

Phone: (44) (0) 1235 529449
Free Phone: 0800 37 34 15
Fax: (44) (0) 1235 533420
info.EMEA@bio-techne.com

General Contact Information

www.novusbio.com
Technical Support: technical@novusbio.com
Orders: orders@novusbio.com
General: novus@novusbio.com

Products Related to H00051177-B01P

HAF007	Goat anti-Mouse IgG Secondary Antibody [HRP]
NB720-B	Rabbit anti-Mouse IgG (H+L) Secondary Antibody [Biotin]
NBP1-97019-5mg	Mouse IgG Isotype Control
H00051177-P01-10ug	Recombinant Human CKIP-1 GST (N-Term) Protein

Limitations

This product is for research use only and is not approved for use in humans or in clinical diagnosis. Primary Antibodies are guaranteed for 1 year from date of receipt.

For more information on our 100% guarantee, please visit www.novusbio.com/guarantee

Earn gift cards/discounts by submitting a review: www.novusbio.com/reviews/submit/H00051177-B01P

Earn gift cards/discounts by submitting a publication using this product:
www.novusbio.com/publications

