

Product Datasheet

PIK3R4 Antibody (1D4) - Azide and BSA Free H00030849-M01

Unit Size: 0.1 mg

Aliquot and store at -20C or -80C. Avoid freeze-thaw cycles.

www.novusbio.com



technical@novusbio.com

Protocols, Publications, Related Products, Reviews, Research Tools and Images at:
www.novusbio.com/H00030849-M01

Updated 2/21/2025 v.20.1

Earn rewards for product
reviews and publications.

Submit a publication at www.novusbio.com/publications

Submit a review at www.novusbio.com/reviews/destination/H00030849-M01



H00030849-M01

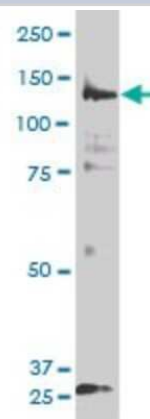
PIK3R4 Antibody (1D4) - Azide and BSA Free

Product Information	
Unit Size	0.1 mg
Concentration	Concentrations vary lot to lot. See vial label for concentration. If unlisted please contact technical services.
Storage	Aliquot and store at -20C or -80C. Avoid freeze-thaw cycles.
Clonality	Monoclonal
Clone	1D4
Preservative	No Preservative
Isotype	IgG2a Kappa
Purity	IgG purified
Buffer	In 1x PBS, pH 7.4
Product Description	
Host	Mouse
Gene ID	30849
Gene Symbol	PIK3R4
Species	Human
Reactivity Notes	Human. Other species not tested.
Specificity/Sensitivity	PIK3R4 - phosphoinositide-3-kinase, regulatory subunit 4, p150
Immunogen	PIK3R4 (NP_055417, 1259 a.a. ~ 1358 a.a) partial recombinant protein with GST tag. MW of the GST tag alone is 26 KDa. AGSDMKIRFWDLAYPERSYVVAGSTSSPSVSYRKHIEGTEVVQEIQNKQKVGP SDDTPRRGPESLPVGHHDITDVATFQTTQGFIVTASRDGIVKVWK
Notes	This product is produced by and distributed for Abnova, a company based in Taiwan.
Product Application Details	
Applications	Western Blot, ELISA, Sandwich ELISA, Knockdown Validated
Recommended Dilutions	Western Blot 1:500, ELISA, Sandwich ELISA, Knockdown Validated
Application Notes	Antibody reactive against cell lysate and recombinant protein for western blot. It has also been used for RNAi validation and ELISA.

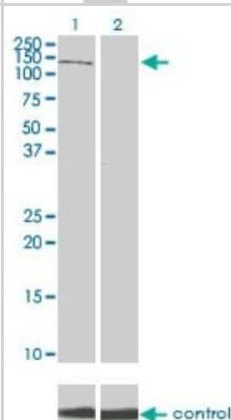


Images


Western Blot: PIK3R4 Antibody (1D4) [H00030849-M01] - PIK3R4 monoclonal antibody (M01), clone 1D4 Analysis of PIK3R4 expression in HeLa.



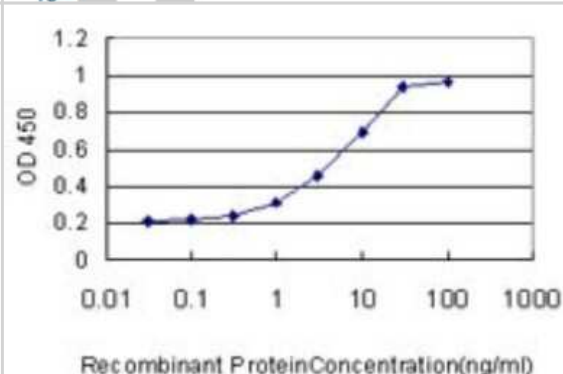
Western Blot: PIK3R4 Antibody (1D4) [H00030849-M01] - Analysis of PIK3R4 over-expressed 293 cell line, cotransfected with PIK3R4 Validated Chimera RNAi (Cat # H00030849-R01V) (Lane 2) or non-transfected control (Lane 1). Blot probed with PIK3R4 monoclonal antibody (M01) clone 1D4 (Cat # H00030849-M01). GAPDH (36.1 kDa) used as specificity and loading control.



Western Blot: PIK3R4 Antibody (1D4) [H00030849-M01] - Analysis of PIK3R4 expression in transfected 293T cell line by PIK3R4 monoclonal antibody (M01), clone 1D4. Lane 1: PIK3R4 transfected lysate(153.1 KDa). Lane 2: Non-transfected lysate.



Sandwich ELISA: PIK3R4 Antibody (1D4) [H00030849-M01] - Detection limit for recombinant GST tagged PIK3R4 is approximately 0.3ng/ml as a capture antibody.





Novus Biologicals USA

10730 E. Briarwood Avenue
Centennial, CO 80112
USA
Phone: 303.730.1950
Toll Free: 1.888.506.6887
Fax: 303.730.1966
nb-customerservice@bio-techne.com

Bio-Techne Canada

21 Canmotor Ave
Toronto, ON M8Z 4E6
Canada
Phone: 905.827.6400
Toll Free: 855.668.8722
Fax: 905.827.6402
canada.inquires@bio-techne.com

Bio-Techne Ltd

19 Barton Lane
Abingdon Science Park
Abingdon, OX14 3NB, United Kingdom
Phone: (44) (0) 1235 529449
Free Phone: 0800 37 34 15
Fax: (44) (0) 1235 533420
info.EMEA@bio-techne.com

General Contact Information

www.novusbio.com
Technical Support: nb-technical@bio-techne.com
Orders: nb-customerservice@bio-techne.com
General: novus@novusbio.com

Products Related to H00030849-M01

HAF007	Goat anti-Mouse IgG Secondary Antibody [HRP]
NB720-B	Rabbit anti-Mouse IgG (H+L) Secondary Antibody [Biotin]
NBP1-96981-0.5mg	Mouse IgG2a Kappa Isotype Control (M2AK)
NBP1-82451PEP	PIK3R4 Recombinant Protein Antigen

Limitations

This product is for research use only and is not approved for use in humans or in clinical diagnosis. Primary Antibodies are guaranteed for 1 year from date of receipt.

For more information on our 100% guarantee, please visit www.novusbio.com/guarantee

Earn gift cards/discounts by submitting a review: www.novusbio.com/reviews/submit/H00030849-M01

Earn gift cards/discounts by submitting a publication using this product:
www.novusbio.com/publications

