

Product Datasheet

Calsenilin Antibody (2B3-A1)

H00030818-M01

Unit Size: 0.05 mg

Aliquot and store at -20C or -80C. Avoid freeze-thaw cycles.

www.novusbio.com



technical@novusbio.com

Protocols, Publications, Related Products, Reviews, Research Tools and Images at:
www.novusbio.com/H00030818-M01

Updated 6/9/2020 v.20.1

Earn rewards for product
reviews and publications.

Submit a publication at www.novusbio.com/publications

Submit a review at www.novusbio.com/reviews/destination/H00030818-M01



H00030818-M01

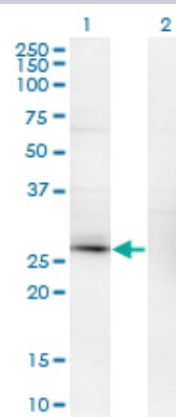
Calsenilin Antibody (2B3-A1)

Product Information	
Unit Size	0.05 mg
Concentration	Concentrations vary lot to lot. See vial label for concentration. If unlisted please contact technical services.
Storage	Aliquot and store at -20C or -80C. Avoid freeze-thaw cycles.
Clonality	Monoclonal
Clone	2B3-A1
Preservative	No Preservative
Isotype	IgG1 Kappa
Purity	IgG purified
Buffer	In 1x PBS, pH 7.4
Product Description	
Host	Mouse
Gene ID	30818
Gene Symbol	KCNIP3
Species	Human
Reactivity Notes	Human. Other species not tested.
Specificity/Sensitivity	CSEN - calsenilin, presenilin binding protein, EF-hand transcription factor
Immunogen	CSEN (AAH12850, 1 a.a. ~ 256 a.a) full-length recombinant protein with GST tag. MW of the GST tag alone is 26 KDa. MQPAKEVTKASDGSLLGDLGHTPLSKKEGIKWQRPRLSRQALMRCCLVKWILS STAPQGSDDSSSELELSTVRHQPEGLDQLQAQTKFTKKEQLQSLYRGFKNECPT GLVDEDTFKLIYAQFFPQGDATTYAHFLFNAFDADGNGAIHFEDFVVGLSILLRG TVHEKCLKWAFNLYDINKDGYITKEEMLAIMKSIYDMMGRHTYPILREDAPAEHVE RFFEKMDRNQDGVVTIEEFLEACQKDENIMSSMQLFENVI
Notes	This product is produced by and distributed for Abnova, a company based in Taiwan.
Product Application Details	
Applications	Western Blot, ELISA, Immunocytochemistry/Immunofluorescence, Immunoprecipitation, Sandwich ELISA
Recommended Dilutions	Western Blot 1:500, ELISA, Immunocytochemistry/Immunofluorescence, Immunoprecipitation, Sandwich ELISA
Application Notes	Antibody reactive against recombinant protein with GST tag on ELISA and Western Blot. GST tag alone is used as a negative control. It is also useful for immunofluorescence.

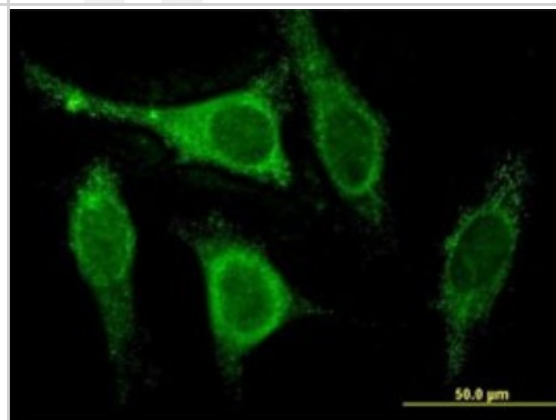


Images

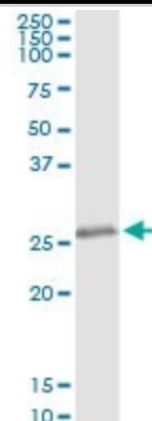
Western Blot: Calsenilin Antibody (2B3-A1) [H00030818-M01] - Analysis of KCNIP3 expression in transfected 293T cell line by CSEN monoclonal antibody (M01), clone 2B3-A1. Lane 1: KCNIP3 transfected lysate (Predicted MW: 29.2 KDa). Lane 2: Non-transfected lysate.



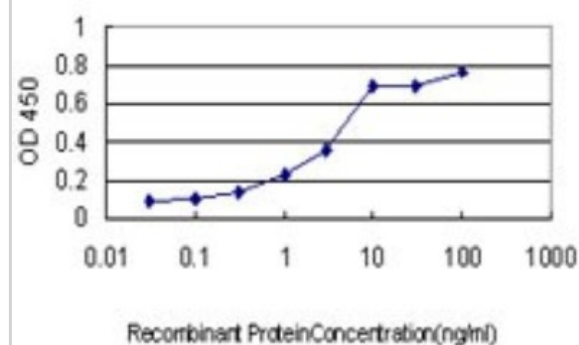
Immunocytochemistry/Immunofluorescence: Calsenilin Antibody (2B3-A1) [H00030818-M01] - Analysis of monoclonal antibody to CSEN on HeLa cell. Antibody concentration 10 ug/ml.



Immunoprecipitation: Calsenilin Antibody (2B3-A1) [H00030818-M01] - Analysis of KCNIP3 transfected lysate using anti-KCNIP3 monoclonal antibody and Protein A Magnetic Bead, and immunoblotted with KCNIP3 MaxPab rabbit polyclonal antibody.



Sandwich ELISA: Calsenilin Antibody (2B3-A1) [H00030818-M01] - Detection limit for recombinant GST tagged CSEN is approximately 0.1ng/ml as a capture antibody.





Novus Biologicals USA

10730 E. Briarwood Avenue
Centennial, CO 80112
USA

Phone: 303.730.1950
Toll Free: 1.888.506.6887
Fax: 303.730.1966
novus@novusbio.com

Bio-Techne Canada

21 Canmotor Ave
Toronto, ON M8Z 4E6
Canada

Phone: 905.827.6400
Toll Free: 855.668.8722
Fax: 905.827.6402
canada.inquires@bio-techne.com

Bio-Techne Ltd

19 Barton Lane
Abingdon Science Park
Abingdon, OX14 3NB, United Kingdom

Phone: (44) (0) 1235 529449
Free Phone: 0800 37 34 15
Fax: (44) (0) 1235 533420
info.EMEA@bio-techne.com

General Contact Information

www.novusbio.com
Technical Support: technical@novusbio.com
Orders: orders@novusbio.com
General: novus@novusbio.com

Products Related to H00030818-M01

HAF007	Goat anti-Mouse IgG Secondary Antibody [HRP (Horseradish Peroxidase)]
NB720-B	Rabbit anti-Mouse IgG (H+L) Secondary Antibody [Biotin]
NBP1-43319-0.5mg	Mouse IgG1 Kappa Isotype Control (P3.6.2.8.1)
NBP1-50875-0.1mg	Recombinant Human Calsenilin His Protein

Limitations

This product is for research use only and is not approved for use in humans or in clinical diagnosis. Primary Antibodies are guaranteed for 1 year from date of receipt.

For more information on our 100% guarantee, please visit www.novusbio.com/guarantee

Earn gift cards/discounts by submitting a review: www.novusbio.com/reviews/submit/H00030818-M01

Earn gift cards/discounts by submitting a publication using this product:
www.novusbio.com/publications

