

Product Datasheet

BAZ2B Antibody (2D10) - Azide and BSA Free H00029994-M07

Unit Size: 0.1 mg

Aliquot and store at -20C or -80C. Avoid freeze-thaw cycles.

www.novusbio.com



technical@novusbio.com

Protocols, Publications, Related Products, Reviews, Research Tools and Images at:
www.novusbio.com/H00029994-M07

Updated 2/21/2025 v.20.1

Earn rewards for product
reviews and publications.

Submit a publication at www.novusbio.com/publications

Submit a review at www.novusbio.com/reviews/destination/H00029994-M07



H00029994-M07

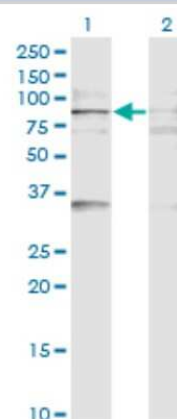
BAZ2B Antibody (2D10) - Azide and BSA Free

Product Information	
Unit Size	0.1 mg
Concentration	Concentrations vary lot to lot. See vial label for concentration. If unlisted please contact technical services.
Storage	Aliquot and store at -20C or -80C. Avoid freeze-thaw cycles.
Clonality	Monoclonal
Clone	2D10
Preservative	No Preservative
Isotype	IgG1 Kappa
Purity	Protein A purified
Buffer	In 1x PBS, pH 7.4
Product Description	
Host	Mouse
Gene ID	29994
Gene Symbol	BAZ2B
Species	Human
Specificity/Sensitivity	Reacts with bromodomain adjacent to zinc finger domain, 2B.
Immunogen	BAZ2B (NP_038478.1, 1833 a.a. ~ 1931 a.a) partial recombinant protein with GST tag. MW of the GST tag alone is 26 KDa. GNKDLKKRKMEENTSINLSKQESFTSVKKPKRDDSKDLALCSMILTEMETHEDA WPFLLPVNLKLVPGYKKVIKKPMDFSTIREKLSSGQYPNLETAL
Notes	This product is produced by and distributed for Abnova, a company based in Taiwan.
Product Application Details	
Applications	Western Blot, ELISA, Immunohistochemistry, Immunohistochemistry-Paraffin, Sandwich ELISA
Recommended Dilutions	Western Blot, ELISA, Immunohistochemistry, Immunohistochemistry-Paraffin, Sandwich ELISA
Application Notes	This antibody is reactive against recombinant protein in western blot and ELISA.

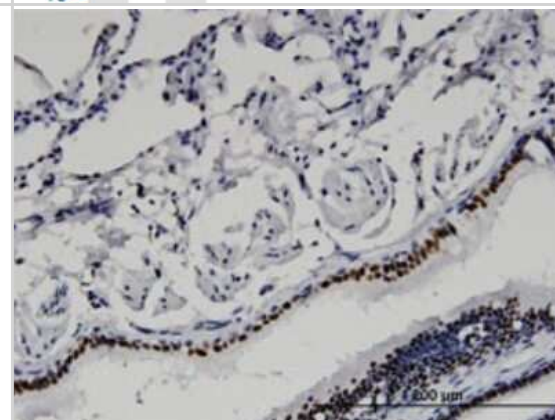


Images

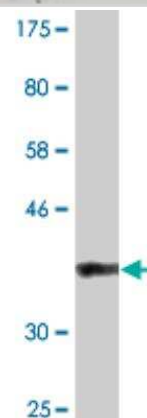
Western Blot: BAZ2B Antibody (2D10) [H00029994-M07] - Analysis of BAZ2B expression in transfected 293T cell line by BAZ2B monoclonal antibody (M07), clone 2D10. Lane 1: BAZ2B transfected lysate (Predicted MW: 71.8 KDa). Lane 2: Non-transfected lysate.



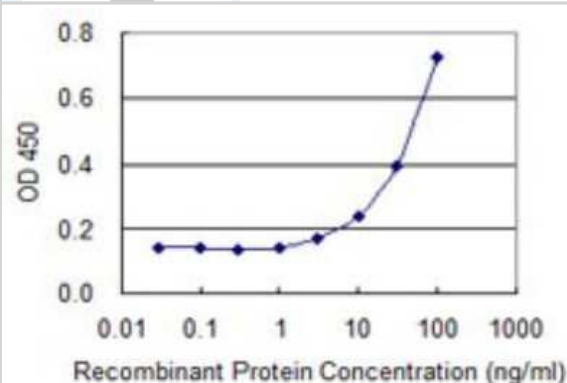
Immunohistochemistry-Paraffin: BAZ2B Antibody (2D10) [H00029994-M07] - Analysis of monoclonal antibody to BAZ2B on formalin-fixed paraffin-embedded human lung. Antibody concentration 3 ug/ml



Western Blot: BAZ2B Antibody (2D10) [H00029994-M07] - Detection against Immunogen (36.63 KDa) .



Sandwich ELISA: BAZ2B Antibody (2D10) [H00029994-M07] - Detection limit for recombinant GST tagged BAZ2B is 0.3 ng/ml as a capture antibody.





Novus Biologicals USA

10730 E. Briarwood Avenue
Centennial, CO 80112
USA
Phone: 303.730.1950
Toll Free: 1.888.506.6887
Fax: 303.730.1966
nb-customerservice@bio-techne.com

Bio-Techne Canada

21 Canmotor Ave
Toronto, ON M8Z 4E6
Canada
Phone: 905.827.6400
Toll Free: 855.668.8722
Fax: 905.827.6402
canada.inquires@bio-techne.com

Bio-Techne Ltd

19 Barton Lane
Abingdon Science Park
Abingdon, OX14 3NB, United Kingdom
Phone: (44) (0) 1235 529449
Free Phone: 0800 37 34 15
Fax: (44) (0) 1235 533420
info.EMEA@bio-techne.com

General Contact Information

www.novusbio.com
Technical Support: nb-technical@bio-techne.com
Orders: nb-customerservice@bio-techne.com
General: novus@novusbio.com

Products Related to H00029994-M07

HAF007	Goat anti-Mouse IgG Secondary Antibody [HRP]
NB720-B	Rabbit anti-Mouse IgG (H+L) Secondary Antibody [Biotin]
NBP1-43319-0.5mg	Mouse IgG1 Kappa Isotype Control (P3.6.2.8.1)
H00029994-P01-2ug	Recombinant Human BAZ2B GST (N-Term) Protein

Limitations

This product is for research use only and is not approved for use in humans or in clinical diagnosis. Primary Antibodies are guaranteed for 1 year from date of receipt.

For more information on our 100% guarantee, please visit www.novusbio.com/guarantee

Earn gift cards/discounts by submitting a review: www.novusbio.com/reviews/submit/H00029994-M07

Earn gift cards/discounts by submitting a publication using this product:
www.novusbio.com/publications

